


RUN DATE:05/22/18 11:47 AM

	TOTAL	PERCENT		TOTAL	PERCENT
01 = REGISTERED VOTERS - TOTAL	19,172		07 = BALLOTS CAST - REPUBLICAN	1,672	53.40
02 = REGISTERED VOTERS - DEMOCRATIC	8,673	45.24	08 = BALLOTS CAST - NONPARTISAN	1	.03
03 = REGISTERED VOTERS - REPUBLICAN	8,339	43.50	09 = VOTER TURNOUT - TOTAL		16.33
04 = REGISTERED VOTERS - NONPARTISAN	32	.17	10 = VOTER TURNOUT - DEMOCRATIC		16.79
05 = BALLOTS CAST - TOTAL	3,131		11 = VOTER TURNOUT - REPUBLICAN		20.05
06 = BALLOTS CAST - DEMOCRATIC	1,456	46.50	12 = VOTER TURNOUT - NONPARTISAN		3.13

	01	02	03	04	05	06	07	08	09	10	11	12
0001 BENEZETTE	208	73	119		47	18	29		22.60	24.66	24.37	
0002 FOX #1	1160	569	479		175	106	69		15.09	18.63	14.41	
0003 FOX #2	1081	541	445		173	83	90		16.00	15.34	20.22	
0004 HIGHLAND	142	61	60	21	37	11	25	1	26.06	18.03	41.67	4.76
0005 JAMES CITY	190	103	75	11	67	35	32	0	35.26	33.98	42.67	.00
0006 HORTON NORTH	308	133	129		58	20	38		18.83	15.04	29.46	
0007 HORTON SOUTH	529	160	286		89	28	61		16.82	17.50	21.33	
0008 JAY TWP	1266	645	504		197	103	94		15.56	15.97	18.65	
0009 LAMONT	69	21	39		9	3	6		13.04	14.29	15.38	
0010 WILCOX	917	411	391		170	77	93		18.54	18.73	23.79	
0011 MILLSTONE	81	40	34		24	13	11		29.63	32.50	32.35	
0012 NORTH RIDGWAY TWP	310	152	115		54	35	19		17.42	23.03	16.52	
0013 SOUTH RIDGWAY TWP	1211	490	591		178	66	112		14.70	13.47	18.95	
0014 SPRING CREEK TWP	143	73	57		34	14	20		23.78	19.18	35.09	
0015 JOHNSONBURG 1ST	449	230	156		72	36	36		16.04	15.65	23.08	
0016 JOHNSONBURG 2ND	320	151	115		46	28	18		14.38	18.54	15.65	
0017 JOHNSONBURG 3RD	318	158	119		81	50	31		25.47	31.65	26.05	
0018 JOHNSONBURG 4TH	256	127	99		63	37	26		24.61	29.13	26.26	
0019 RIDGWAY 1ST	617	307	212		61	28	33		9.89	9.12	15.57	
0020 RIDGWAY 2ND	905	446	361		163	88	75		18.01	19.73	20.78	
0021 RIDGWAY 3RD	871	400	371		127	80	47		14.58	20.00	12.67	
0022 ST. MARYS 1ST	927	380	471		177	67	110		19.09	17.63	23.35	
0023 ST. MARYS 2ND	657	302	307		120	55	63		18.26	18.21	20.52	
0024 ST. MARYS 3RD	1034	407	520		183	61	122		17.70	14.99	23.46	
0025 ST. MARYS 4TH	568	281	219		89	44	45		15.67	15.66	20.55	
0026 ST. MARYS 5TH	907	375	406		125	48	77		13.78	12.80	18.97	
0027 ST. MARYS 6TH	919	434	370		120	66	54		13.06	15.21	14.59	
0028 ST. MARYS 7TH	766	353	334		105	42	63		13.71	11.90	18.86	
0029 ST. MARYS 8TH	1229	506	588		137	54	83		11.15	10.67	14.12	
0030 ST. MARYS 9TH	814	344	367		150	60	90		18.43	17.44	24.52	



30 PRECINCTS	UNITED STATES SENATOR			GOVERNOR	LIEUTENANT GOVERNOR					
	R E G I S T R E D	V O T E S	T P U E R R O R S	B C O A S E Y J R	T W O M L F	K C A O T Z H Z I O N E	J F O E H T N T E R M A N	M S I T K A E C K	R S A O Y S A	N A I H N M A A D
0001 BENEZETTE	73	18	24.66	13	11	2	6	2	2	2
0002 FOX #1	569	106	18.63	95	79	23	64	4	5	4
0003 FOX #2	541	83	15.34	71	61	20	46	2	1	4
0004 HIGHLAND	61	11	18.03	8	6	1	7	0	0	1
0005 JAMES CITY	103	35	33.98	30	27	9	16	3	1	1
0006 HORTON NORTH	133	20	15.04	15	11	8	6	2	0	2
0007 HORTON SOUTH	160	28	17.50	27	23	7	16	1	2	1
0008 JAY TWP	645	103	15.97	94	86	18	51	11	8	6
0009 LAMONT	21	3	14.29	2	2	0	2	0	0	0
0010 WILCOX	411	77	18.73	58	57	14	37	3	3	7
0011 MILLSTONE	40	13	32.50	12	9	9	4	0	0	0
0012 NORTH RIDGWAY TWP	152	35	23.03	32	26	9	21	0	0	2
0013 SOUTH RIDGWAY TWP	490	66	13.47	58	56	21	30	4	3	0
0014 SPRING CREEK TWP	73	14	19.18	12	7	2	8	0	1	2
0015 JOHNSONBURG 1ST	230	36	15.65	27	20	12	15	2	2	0
0016 JOHNSONBURG 2ND	151	28	18.54	26	19	12	9	2	1	0
0017 JOHNSONBURG 3RD	158	50	31.65	43	34	16	21	2	3	2
0018 JOHNSONBURG 4TH	127	37	29.13	32	27	11	16	2	1	2
0019 RIDGWAY 1ST	307	28	9.12	24	22	3	19	1	1	1
0020 RIDGWAY 2ND	446	88	19.73	81	70	18	55	5	1	2
0021 RIDGWAY 3RD	400	80	20.00	69	57	16	42	0	6	9
0022 ST. MARYS 1ST	380	67	17.63	58	56	15	35	4	4	2
0023 ST. MARYS 2ND	302	55	18.21	49	44	16	30	0	1	2
0024 ST. MARYS 3RD	407	61	14.99	52	51	17	36	1	1	3
0025 ST. MARYS 4TH	281	44	15.66	42	36	12	26	2	2	1
0026 ST. MARYS 5TH	375	48	12.80	41	34	15	22	1	4	4
0027 ST. MARYS 6TH	434	66	15.21	55	43	24	25	4	4	0
0028 ST. MARYS 7TH	353	42	11.90	38	33	13	22	5	0	1
0029 ST. MARYS 8TH	506	54	10.67	49	42	13	28	2	2	3
0030 ST. MARYS 9TH	344	60	17.44	45	39	17	29	2	1	3
GRAND TOTALS	8673	1456	16.79	1258	1088	373	744	67	60	67

30 PRECINCTS	R V E O G T I E S R T S E R E D			T P U E R R N C O E U N T T A G E		REPRESENTATIVE IN CONGRESS 15TH DISTRICT		STATE COMMITTEE
		B C A A L S L T O T S			S B U O S S A E N R	W J A O D D E U N		J N A O Y T A R I A N N I
0001 BENEZETTE	73	18	24.66	11	4			12
0002 FOX #1	569	106	18.63	70	27			93
0003 FOX #2	541	83	15.34	55	13			69
0004 HIGHLAND	61	11	18.03	6	1			7
0005 JAMES CITY	103	35	33.98	19	7			28
0006 HORTON NORTH	133	20	15.04	7	9			16
0007 HORTON SOUTH	160	28	17.50	25	3			26
0008 JAY TWP	645	103	15.97	65	31			93
0009 LAMONT	21	3	14.29	2	0			3
0010 WILCOX	411	77	18.73	39	16			70
0011 MILLSTONE	40	13	32.50	7	1			11
0012 NORTH RIDGWAY TWP	152	35	23.03	18	11			32
0013 SOUTH RIDGWAY TWP	490	66	13.47	46	13			58
0014 SPRING CREEK TWP	73	14	19.18	10	3			9
0015 JOHNSONBURG 1ST	230	36	15.65	20	8			30
0016 JOHNSONBURG 2ND	151	28	18.54	15	9			26
0017 JOHNSONBURG 3RD	158	50	31.65	32	16			41
0018 JOHNSONBURG 4TH	127	37	29.13	22	8			30
0019 RIDGWAY 1ST	307	28	9.12	14	11			23
0020 RIDGWAY 2ND	446	88	19.73	45	28			75
0021 RIDGWAY 3RD	400	80	20.00	52	18			67
0022 ST. MARYS 1ST	380	67	17.63	38	22			57
0023 ST. MARYS 2ND	302	55	18.21	39	10			42
0024 ST. MARYS 3RD	407	61	14.99	35	22			56
0025 ST. MARYS 4TH	281	44	15.66	24	18			40
0026 ST. MARYS 5TH	375	48	12.80	23	20			45
0027 ST. MARYS 6TH	434	66	15.21	45	14			51
0028 ST. MARYS 7TH	353	42	11.90	26	14			38
0029 ST. MARYS 8TH	506	54	10.67	34	16			50
0030 ST. MARYS 9TH	344	60	17.44	40	11			52
GRAND TOTALS	8673	1456	16.79	884	384			1250

PRINTED 05/22/18, 11:44 AM

PAGE 008.008.01

	R V	B C	T P	COMMITTEE MEMBER FOX #1 2 TO BE ELECTED	
	E O	AA	U E	J K	O A
	G T	AA	R R	A M	N A
	I E	LS	N C	N A	N
	S R	LS	O E	J M G	D
	T S	LT	U N	O L	U
	E	LT	T T	H A	L
	R	O	A	N N	I
	E	T	G	T	S
	D	S	E	Z	
<u>1 PRECINCTS</u>					
0002 FOX #1	569	106	18.63	81	75
GRAND TOTALS	569	106	18.63	81	75

PRINTED 05/22/18, 11:44 AM

PAGE 016.016.01

COMMITTEE MEMBER WILCOX
2 TO BE ELECTED

	R V E O G T I E S R T S E R E D	B C A A L S L T O T S	T P U E R R N C O E U N T T A G E	J N A O Y T A R I A N N I
1 PRECINCTS				
0010 WILCOX	411	77	18.73	66
GRAND TOTALS	411	77	18.73	66

PRINTED 05/22/18, 11:44 AM

PAGE 030.030.01

COMMITTEE MEMBER ST MARYS 3RD
2 TO BE ELECTED

	R E G I S T E R E D	V O T E S B C A A L S L T O T S	T P U E R R N C O E U N T T A G E	R S I C H H W E I K A R T
1 PRECINCTS				
0024 ST. MARYS 3RD	407	61	14.99	56
GRAND TOTALS	407	61	14.99	56

PRINTED 05/22/18, 11:44 AM

PAGE 032.032.01

	R V	B C	T P	COMMITTEE MEMBER ST MARYS 5TH
	E O		U E	2 TO BE ELECTED
	G T		R R	
	I E	A A	N C	
	S R	L S	O E	C E S
	T S	L T	U N	H M
	E	O	T T	R I
	R	T	A	I T
	E	S	G	S H
	D	S	E	
1 PRECINCTS				
0026 ST. MARYS 5TH	375	48	12.80	46
GRAND TOTALS	375	48	12.80	46

PRINTED 05/22/18, 11:44 AM

PAGE 035.035.01

	R V	T P	COMMITTEE MEMBER ST MARYS 8TH
	E O	U E	2 TO BE ELECTED
	G T	R R	
	I E	N C	G S
	S R	O E	A H
	T S	U N	I T
	E	T T	L U
	R	A	R
	E	G	T
1 PRECINCTS	D	S E	Z
	<hr/>	<hr/>	<hr/>
0029 ST. MARYS 8TH	506	54 10.67	51
GRAND TOTALS	506	54 10.67	51

PRINTED 05/22/18, 11:44 AM

PAGE 036.036.01

	R V E O G T I E S R T S E R E D	B C A A L S L T O T S	T P U E R R N C O E U N T T A G E	COMMITTEE MEMBER ST MARYS 9TH 2 TO BE ELECTED M B A R R O G W I N E
1 PRECINCTS				
0030 ST. MARYS 9TH	344	60	17.44	58
GRAND TOTALS	344	60	17.44	58


				UNITED STATES SENATOR		GOVERNOR			LIEUTENANT GOVERNOR			
	R E G I S T E R E D	B C A A L S L T O T S	T P U E R R N C O E U N T T A G E	J C I H M R I S T I A N A	L B O A U R L E T T A	S R W C A P M A A U N L G O	P M A A U N L G O	L E A L U L R S A W O R T H	K C A O T D H E Y R	D I V I R A A E U N Y G A H A N	J B E A F R F T O S	P L E U G K S I K
30 PRECINCTS												
0001 BENEZETTE	119	29	24.37	14	14	14	6	9	7	3	11	7
0002 FOX #1	479	69	14.41	32	29	30	18	19	16	14	23	14
0003 FOX #2	445	90	20.22	48	38	42	27	19	18	16	35	19
0004 HIGHLAND	60	25	41.67	16	5	13	6	3	8	2	8	4
0005 JAMES CITY	75	32	42.67	12	9	15	8	4	9	4	8	4
0006 HORTON NORTH	129	38	29.46	19	17	15	12	9	12	4	12	8
0007 HORTON SOUTH	286	61	21.33	32	26	26	15	17	18	4	25	9
0008 JAY TWP	504	94	18.65	32	57	45	34	15	16	9	43	22
0009 LAMONT	39	6	15.38	3	3	1	1	4	3	1	1	1
0010 WILCOX	391	93	23.79	44	38	45	32	15	20	5	38	20
0011 MILLSTONE	34	11	32.35	3	8	4	2	4	3	0	5	2
0012 NORTH RIDGWAY TWP	115	19	16.52	9	7	8	4	6	5	0	8	4
0013 SOUTH RIDGWAY TWP	591	112	18.95	56	43	65	34	11	18	9	42	29
0014 SPRING CREEK TWP	57	20	35.09	10	8	9	7	3	7	1	10	2
0015 JOHNSONBURG 1ST	156	36	23.08	16	12	16	12	7	12	1	8	11
0016 JOHNSONBURG 2ND	115	18	15.65	9	4	11	4	3	7	3	6	1
0017 JOHNSONBURG 3RD	119	31	26.05	14	16	10	10	11	7	4	11	9
0018 JOHNSONBURG 4TH	99	26	26.26	8	14	13	9	4	8	1	12	5
0019 RIDGWAY 1ST	212	33	15.57	14	15	13	10	8	9	3	10	9
0020 RIDGWAY 2ND	361	75	20.78	42	31	27	28	18	21	13	23	16
0021 RIDGWAY 3RD	371	47	12.67	22	17	14	24	9	13	5	16	7
0022 ST. MARYS 1ST	471	110	23.35	43	62	57	25	28	22	8	57	20
0023 ST. MARYS 2ND	307	63	20.52	27	28	36	12	11	10	4	25	16
0024 ST. MARYS 3RD	520	122	23.46	62	54	68	30	23	27	14	46	29
0025 ST. MARYS 4TH	219	45	20.55	22	22	25	12	8	8	5	13	15
0026 ST. MARYS 5TH	406	77	18.97	40	30	30	29	16	19	8	31	14
0027 ST. MARYS 6TH	370	54	14.59	28	25	24	8	20	19	5	17	12
0028 ST. MARYS 7TH	334	63	18.86	34	23	33	20	9	21	6	27	6
0029 ST. MARYS 8TH	588	83	14.12	28	42	44	13	23	14	4	36	21
0030 ST. MARYS 9TH	367	90	24.52	47	36	42	24	20	23	10	32	17
GRAND TOTALS	8339	1672	20.05	786	733	795	476	356	400	166	639	353

	R E G I S T E R E D	B C A A L S L T O T S	T P U R R E N C O E U N T T A G E	REPRESENTATIVE IN CONGRESS 15TH DISTRICT G G T L T H E O N M P S O N	REPRESENTATIVE IN THE GENERAL ASSEMBLY 75TH DISTRICT M G A A T B T L E R	STATE COMMITTEE M S A O U R G U S	CHAIRPERSON M S G A A E R L Y C L E Y R L L A
30 PRECINCTS							
0001 BENEZETTE	119	29	24.37	26	27	24	24
0002 FOX #1	479	69	14.41	67	68	42	65
0003 FOX #2	445	90	20.22	81	82	68	81
0004 HIGHLAND	60	25	41.67	22	20	22	22
0005 JAMES CITY	75	32	42.67	24	24	22	22
0006 HORTON NORTH	129	38	29.46	35	37	30	35
0007 HORTON SOUTH	286	61	21.33	57	58	54	54
0008 JAY TWP	504	94	18.65	87	93	65	90
0009 LAMONT	39	6	15.38	6	5	6	6
0010 WILCOX	391	93	23.79	85	87	74	83
0011 MILLSTONE	34	11	32.35	8	9	9	9
0012 NORTH RIDGWAY TWP	115	19	16.52	16	19	14	17
0013 SOUTH RIDGWAY TWP	591	112	18.95	103	102	61	96
0014 SPRING CREEK TWP	57	20	35.09	20	20	16	19
0015 JOHNSONBURG 1ST	156	36	23.08	32	34	26	32
0016 JOHNSONBURG 2ND	115	18	15.65	16	18	18	18
0017 JOHNSONBURG 3RD	119	31	26.05	30	31	19	31
0018 JOHNSONBURG 4TH	99	26	26.26	24	25	14	23
0019 RIDGWAY 1ST	212	33	15.57	29	30	25	31
0020 RIDGWAY 2ND	361	75	20.78	65	72	55	66
0021 RIDGWAY 3RD	371	47	12.67	44	46	36	39
0022 ST. MARYS 1ST	471	110	23.35	104	102	53	90
0023 ST. MARYS 2ND	307	63	20.52	57	58	34	56
0024 ST. MARYS 3RD	520	122	23.46	114	114	60	106
0025 ST. MARYS 4TH	219	45	20.55	40	39	21	39
0026 ST. MARYS 5TH	406	77	18.97	69	72	40	68
0027 ST. MARYS 6TH	370	54	14.59	50	52	34	51
0028 ST. MARYS 7TH	334	63	18.86	59	61	27	62
0029 ST. MARYS 8TH	588	83	14.12	75	78	29	69
0030 ST. MARYS 9TH	367	90	24.52	84	84	48	74
GRAND TOTALS	8339	1672	20.05	1529	1567	1046	1478

PRINTED 05/22/18, 11:44 AM

PAGE 044.044.01

	R V	B C	T P	HIGHLAND TWP SUPERVISOR UNEXPIRED TERM	
	E O	A A	U E	M E	T O
	G T	L S	R R	I D	O R
	I E	L T	N C	S I	M Z
	S R	O	O E	T N	E
	T S	T	U N	Y G	T
	E	S	T T	E	T
	R		A	R	I
	E		G		
	D		E		
2 PRECINCTS					
0004 HIGHLAND	142	37	26.06	8	26
0005 JAMES CITY	190	67	35.26	9	45
GRAND TOTALS	332	104	31.33	17	71



SUMMARY REPORT

ELK COUNTY, PENNSYLVANIA
PRIMARY ELECTION
MAY 15, 2018
STATISTICS

OFFICAL RESULTS

RUN DATE:05/22/18 11:43 AM

VOTES PERCENT

PRECINCTS COUNTED (OF 30)	30	100.00
REGISTERED VOTERS - TOTAL	19,172	
REGISTERED VOTERS - DEMOCRATIC	8,673	45.24
REGISTERED VOTERS - REPUBLICAN	8,339	43.50
REGISTERED VOTERS - NONPARTISAN	32	.17
BALLOTS CAST - TOTAL	3,131	
BALLOTS CAST - DEMOCRATIC	1,456	46.50
BALLOTS CAST - REPUBLICAN	1,672	53.40
BALLOTS CAST - NONPARTISAN	1	.03
VOTER TURNOUT - TOTAL		16.33
VOTER TURNOUT - DEMOCRATIC		16.79
VOTER TURNOUT - REPUBLICAN		20.05
VOTER TURNOUT - NONPARTISAN		3.13

SUMMARY REPORT

ELK COUNTY, PENNSYLVANIA
PRIMARY ELECTION
MAY 15, 2018
DEMOCRATIC

OFFICAL RESULTS

RUN DATE:05/22/18 11:43 AM

	VOTES	PERCENT
UNITED STATES SENATOR		
Vote for not more than 1		
BOB CASEY JR	1,258	96.92
WRITE-IN.	40	3.08

GOVERNOR		
Vote for not more than 1		
TOM WOLF.	1,088	91.58
WRITE-IN.	100	8.42

LIEUTENANT GOVERNOR		
Vote for not more than 1		
KATHI COZZONE	373	28.00
JOHN FETTERMAN.	744	55.86
MIKE STACK	67	5.03
RAY SOSA.	60	4.50
NINA AHMAD	67	5.03
WRITE-IN.	21	1.58

REPRESENTATIVE IN CONGRESS 15TH DISTRICT		
Vote for not more than 1		
SUSAN BOSER.	884	66.77
WADE JODUN	384	29.00
WRITE-IN.	56	4.23

REPRESENTATIVE IN THE GENERAL ASSEMBLY 75TH DISTRICT		
Vote for not more than 1		
WRITE-IN.	346	100.00

STATE COMMITTEE		
Vote for not more than 1		
JAY NOTARIANNI.	1,250	98.66
WRITE-IN.	17	1.34

COMMITTEE MEMBER BENEZETTE		
Vote for not more than 2		
WRITE-IN.	0	

COMMITTEE MEMBER FOX #1		
Vote for not more than 2		
JOHN M GLANTZ	81	51.27
JOAN KAMANDULIS	75	47.47
WRITE-IN.	2	1.27

COMMITTEE MEMBER FOX #2		
Vote for not more than 2		
WRITE-IN.	16	100.00

	VOTES	PERCENT
COMMITTEE MEMBER HIGHLAND		
Vote for not more than 2		
WRITE-IN.	0	

COMMITTEE MEMBER JAMES CITY		
Vote for not more than 2		
WRITE-IN.	2	100.00

COMMITTEE MEMBER HORTON NORTH		
Vote for not more than 2		
WRITE-IN.	1	100.00

COMMITTEE MEMBER HORTON SOUTH		
Vote for not more than 2		
WRITE-IN.	0	

COMMITTEE MEMBER JAY		
Vote for not more than 2		
WRITE-IN.	13	100.00

COMMITTEE MEMBER LAMONT		
Vote for not more than 2		
WRITE-IN.	0	

COMMITTEE MEMBER WILCOX		
Vote for not more than 2		
JAY NOTARIANNI.	66	95.65
WRITE-IN.	3	4.35

COMMITTEE MEMBER MILLSTONE		
Vote for not more than 2		
WRITE-IN.	0	

COMMITTEE MEMBER N RIDGWAY		
Vote for not more than 2		
WRITE-IN.	1	100.00

COMMITTEE MEMBER S RIDGWAY		
Vote for not more than 2		
WRITE-IN.	15	100.00

COMMITTEE MEMBER SPRING CREEK		
Vote for not more than 2		
WRITE-IN.	2	100.00

SUMMARY REPORT

ELK COUNTY, PENNSYLVANIA
PRIMARY ELECTION
MAY 15, 2018
DEMOCRATIC

OFFICAL RESULTS

RUN DATE:05/22/18 11:43 AM

	VOTES	PERCENT
COMMITTEE MEMBER JOHNSONBURG 1ST		
Vote for not more than 2		
WRITE-IN.	1	100.00

COMMITTEE MEMBER JOHNSONBURG 2ND		
Vote for not more than 2		
WRITE-IN.	1	100.00

COMMITTEE MEMBER JOHNSONBURG 3RD		
Vote for not more than 2		
WRITE-IN.	0	

COMMITTEE MEMBER JOHNSONBURG 4TH		
Vote for not more than 2		
WRITE-IN.	0	

COMMITTEE MEMBER RIDGWAY 1ST		
Vote for not more than 2		
WRITE-IN.	6	100.00

COMMITTEE MEMBER RIDGWAY 2ND		
Vote for not more than 2		
WRITE-IN.	18	100.00

COMMITTEE MEMBER RIDGWAY 3RD		
Vote for not more than 2		
WRITE-IN.	9	100.00

COMMITTEE MEMBER ST MARYS 1ST		
Vote for not more than 2		
WRITE-IN.	4	100.00

COMMITTEE MEMBER ST MARYS 2ND		
Vote for not more than 2		
WRITE-IN.	4	100.00

COMMITTEE MEMBER ST MARYS 3RD		
Vote for not more than 2		
RICH SCHWEIKART	56	96.55
WRITE-IN.	2	3.45

COMMITTEE MEMBER ST MARYS 4TH		
Vote for not more than 2		
WRITE-IN.	1	100.00

	VOTES	PERCENT
COMMITTEE MEMBER ST MARYS 5TH		
Vote for not more than 2		
CHRIS E SMITH	46	95.83
WRITE-IN.	2	4.17

COMMITTEE MEMBER ST MARYS 6TH		
Vote for not more than 2		
WRITE-IN.	4	100.00

COMMITTEE MEMBER ST MARYS 7TH		
Vote for not more than 2		
WRITE-IN.	6	100.00

COMMITTEE MEMBER ST MARYS 8TH		
Vote for not more than 2		
GAIL SHTURTZ	51	94.44
WRITE-IN.	3	5.56

COMMITTEE MEMBER ST MARYS 9TH		
Vote for not more than 2		
MARGIE BROWN	58	95.08
WRITE-IN.	3	4.92

RUN DATE:05/22/18 11:43 AM

VOTES PERCENT

UNITED STATES SENATOR

Vote for not more than 1		
JIM CHRISTIANA.	786	51.37
LOU BARLETTA	733	47.91
WRITE-IN.	11	.72

GOVERNOR

Vote for not more than 1		
SCOTT R WAGNER.	795	48.56
PAUL MANGO	476	29.08
LAURA ELLSWORTH	356	21.75
WRITE-IN.	10	.61

LIEUTENANT GOVERNOR

Vote for not more than 1		
KATHY CODER.	400	25.59
DIANA IREY VAUGHAN	166	10.62
JEFF BARTOS.	639	40.88
PEG LUKSIK	353	22.58
WRITE-IN.	5	.32

REPRESENTATIVE IN CONGRESS 15TH DISTRICT

Vote for not more than 1		
GLENN GT THOMPSON.	1,529	99.03
WRITE-IN.	15	.97

REPRESENTATIVE IN THE GENERAL ASSEMBLY 75TH DISTRICT

Vote for not more than 1		
MATT GABLER.	1,567	98.74
WRITE-IN.	20	1.26

STATE COMMITTEE

Vote for not more than 1		
MAURUS SORG.	1,046	86.16
WRITE-IN.	168	13.84

CHAIRPERSON

Vote for not more than 1		
MARCELLA SALLY GEYER.	1,478	98.34
WRITE-IN.	25	1.66

SUMMARY REPORT

ELK COUNTY, PENNSYLVANIA
PRIMARY ELECTION
MAY 15, 2018

OFFICAL RESULTS


RUN DATE:05/22/18 11:43 AM

VOTES PERCENT

HIGHLAND TWP SUPERVISOR UNEXPIRED TERM

Vote for not more than 1

MISTY EDINGER	17	17.00
TOM ORZETTI.	71	71.00
WRITE-IN.	12	12.00





PRECINCT REPORT

ELK COUNTY, PENNSYLVANIA
PRIMARY ELECTION
MAY 15, 2018
STATISTICS

OFFICIAL RESULTS

RUN DATE:05/22/18 11:35 AM

BENEZETTE

VOTES PERCENT

REGISTERED VOTERS - TOTAL	208	
REGISTERED VOTERS - DEMOCRATIC	73	35.10
REGISTERED VOTERS - REPUBLICAN	119	57.21
BALLOTS CAST - TOTAL	47	
BALLOTS CAST - DEMOCRATIC	18	38.30
BALLOTS CAST - REPUBLICAN	29	61.70
VOTER TURNOUT - TOTAL		22.60
VOTER TURNOUT - DEMOCRATIC		24.66
VOTER TURNOUT - REPUBLICAN		24.37

PRECINCT REPORT

ELK COUNTY, PENNSYLVANIA
PRIMARY ELECTION
MAY 15, 2018
DEMOCRATIC

OFFICAL RESULTS

RUN DATE:05/22/18 11:35 AM

BENEZETTE

VOTES PERCENT

UNITED STATES SENATOR

Vote for not more than 1

BOB CASEY JR	13	100.00
WRITE-IN.	0	

GOVERNOR

Vote for not more than 1

TOM WOLF.	11	84.62
WRITE-IN.	2	15.38

LIEUTENANT GOVERNOR

Vote for not more than 1

KATHI COZZONE	2	14.29
JOHN FETTERMAN.	6	42.86
MIKE STACK	2	14.29
RAY SOSA.	2	14.29
NINA AHMAD	2	14.29
WRITE-IN.	0	

REPRESENTATIVE IN CONGRESS 15TH DISTRICT

Vote for not more than 1

SUSAN BOSER.	11	64.71
WADE JODUN	4	23.53
WRITE-IN.	2	11.76

REPRESENTATIVE IN THE GENERAL ASSEMBLY 75TH DISTRICT

Vote for not more than 1

WRITE-IN.	3	100.00
-------------------	---	--------

STATE COMMITTEE

Vote for not more than 1

JAY NOTARIANNI.	12	100.00
WRITE-IN.	0	

COMMITTEE MEMBER BENEZETTE

Vote for not more than 2

WRITE-IN.	0	
-------------------	---	--

PRECINCT REPORT

ELK COUNTY, PENNSYLVANIA
PRIMARY ELECTION
MAY 15, 2018
REPUBLICAN

OFFICAL RESULTS

RUN DATE:05/22/18 11:35 AM

1 BENEZETTE

VOTES PERCENT

UNITED STATES SENATOR

Vote for not more than 1

JIM CHRISTIANA.	14	50.00
LOU BARLETTA	14	50.00
WRITE-IN.	0	

GOVERNOR

Vote for not more than 1

SCOTT R WAGNER.	14	48.28
PAUL MANGO	6	20.69
LAURA ELLSWORTH	9	31.03
WRITE-IN.	0	

LIEUTENANT GOVERNOR

Vote for not more than 1

KATHY CODER.	7	25.00
DIANA IREY VAUGHAN	3	10.71
JEFF BARTOS.	11	39.29
PEG LUKSIK	7	25.00
WRITE-IN.	0	

REPRESENTATIVE IN CONGRESS 15TH DISTRICT

Vote for not more than 1

ANN GT THOMPSON.	26	96.30
WRITE-IN.	1	3.70

REPRESENTATIVE IN THE GENERAL ASSEMBLY 75TH DISTRICT

Vote for not more than 1

MATT GABLER.	27	100.00
WRITE-IN.	0	

STATE COMMITTEE

Vote for not more than 1

MAURUS SORG.	24	100.00
WRITE-IN.	0	

CHAIRPERSON

Vote for not more than 1

MARCELLA SALLY GEYER.	24	96.00
WRITE-IN.	1	4.00

PRECINCT REPORT

ELK COUNTY, PENNSYLVANIA
PRIMARY ELECTION
MAY 15, 2018
STATISTICS

OFFICAL RESULTS

RUN DATE:05/22/18 11:35 AM

0 FOX #1

VOTES PERCENT

REGISTERED VOTERS - TOTAL	1160	
REGISTERED VOTERS - DEMOCRATIC	569	49.05
REGISTERED VOTERS - REPUBLICAN	479	41.29
BALLOTS CAST - TOTAL	175	
BALLOTS CAST - DEMOCRATIC	106	60.57
BALLOTS CAST - REPUBLICAN	69	39.43
VOTER TURNOUT - TOTAL		15.09
VOTER TURNOUT - DEMOCRATIC		18.63
VOTER TURNOUT - REPUBLICAN		14.41

PRECINCT REPORT

ELK COUNTY, PENNSYLVANIA
PRIMARY ELECTION
MAY 15, 2018
DEMOCRATIC

OFFICAL RESULTS

RUN DATE:05/22/18 11:35 AM

2 FOX #1

VOTES PERCENT

UNITED STATES SENATOR

Vote for not more than 1

BOB CASEY JR	95	97.94
WRITE-IN.	2	2.06

GOVERNOR

Vote for not more than 1

TOM WOLF.	79	91.86
WRITE-IN.	7	8.14

LIEUTENANT GOVERNOR

Vote for not more than 1

KATHI COZZONE	23	23.00
JOHN FETTERMAN.	64	64.00
MIKE STACK	4	4.00
RAY SOSA.	5	5.00
NINA AHMAD	4	4.00
WRITE-IN.	0	

REPRESENTATIVE IN CONGRESS 15TH DISTRICT

Vote for not more than 1

SUSAN BOSER.	70	69.31
WADE JODUN	27	26.73
WRITE-IN.	4	3.96

REPRESENTATIVE IN THE GENERAL ASSEMBLY 75TH DISTRICT

Vote for not more than 1

WRITE-IN.	33	100.00
-------------------	----	--------

STATE COMMITTEE

Vote for not more than 1

JAY NOTARIANNI.	93	98.94
WRITE-IN.	1	1.06

COMMITTEE MEMBER FOX #1

Vote for not more than 2

JOHN M GLANTZ	81	51.27
JOAN KAMANDULIS	75	47.47
WRITE-IN.	2	1.27

RUN DATE:05/22/18 11:35 AM

2 FOX #1

VOTES PERCENT

UNITED STATES SENATOR

Vote for not more than 1		
JIM CHRISTIANA.	32	51.61
LOU BARLETTA	29	46.77
WRITE-IN.	1	1.61

GOVERNOR

Vote for not more than 1		
SCOTT R WAGNER.	30	44.12
PAUL MANGO	18	26.47
LAURA ELLSWORTH	19	27.94
WRITE-IN.	1	1.47

LIEUTENANT GOVERNOR

Vote for not more than 1		
KATHY CODER.	16	23.88
DIANA IREY VAUGHAN	14	20.90
JEFF BARTOS.	23	34.33
PEG LUKSIK	14	20.90
WRITE-IN.	0	

REPRESENTATIVE IN CONGRESS 15TH DISTRICT

Vote for not more than 1		
ANN GT THOMPSON.	67	100.00
WRITE-IN.	0	

REPRESENTATIVE IN THE GENERAL ASSEMBLY 75TH DISTRICT

Vote for not more than 1		
MATT GABLER.	68	100.00
WRITE-IN.	0	

STATE COMMITTEE

Vote for not more than 1		
MAURUS SORG.	42	91.30
WRITE-IN.	4	8.70

CHAIRPERSON

Vote for not more than 1		
MARCELLA SALLY GEYER.	65	100.00
WRITE-IN.	0	

PRECINCT REPORT

ELK COUNTY, PENNSYLVANIA
PRIMARY ELECTION
MAY 15, 2018
STATISTICS

OFFICAL RESULTS

RUN DATE:05/22/18 11:35 AM

3 FOX #2

	VOTES	PERCENT
REGISTERED VOTERS - TOTAL	1081	
REGISTERED VOTERS - DEMOCRATIC	541	50.05
REGISTERED VOTERS - REPUBLICAN	445	41.17
BALLOTS CAST - TOTAL	173	
BALLOTS CAST - DEMOCRATIC	83	47.98
BALLOTS CAST - REPUBLICAN	90	52.02
VOTER TURNOUT - TOTAL		16.00
VOTER TURNOUT - DEMOCRATIC.		15.34
VOTER TURNOUT - REPUBLICAN.		20.22

RUN DATE:05/22/18 11:35 AM

8 FOX #2

VOTES PERCENT

UNITED STATES SENATOR

Vote for not more than 1

BOB CASEY JR	71	92.21
WRITE-IN.	6	7.79

GOVERNOR

Vote for not more than 1

TOM WOLF.	61	81.33
WRITE-IN.	14	18.67

LIEUTENANT GOVERNOR

Vote for not more than 1

KATHI COZZONE	20	26.32
JOHN FETTERMAN.	46	60.53
MIKE STACK	2	2.63
RAY SOSA.	1	1.32
NINA AHMAD	4	5.26
WRITE-IN.	3	3.95

REPRESENTATIVE IN CONGRESS 15TH DISTRICT

Vote for not more than 1

SUSAN BOSER.	55	74.32
WADE JODUN	13	17.57
WRITE-IN.	6	8.11

REPRESENTATIVE IN THE GENERAL ASSEMBLY 75TH DISTRICT

Vote for not more than 1

WRITE-IN.	37	100.00
-------------------	----	--------

STATE COMMITTEE

Vote for not more than 1

JAY NOTARIANNI.	69	97.18
WRITE-IN.	2	2.82

COMMITTEE MEMBER FOX #2

Vote for not more than 2

WRITE-IN.	16	100.00
-------------------	----	--------

RUN DATE:05/22/18 11:35 AM

3 FOX #2

VOTES PERCENT

UNITED STATES SENATOR

Vote for not more than 1		
JIM CHRISTIANA.	48	55.17
LOU BARLETTA	38	43.68
WRITE-IN.	1	1.15

GOVERNOR

Vote for not more than 1		
SCOTT R WAGNER.	42	47.19
PAUL MANGO	27	30.34
LAURA ELLSWORTH	19	21.35
WRITE-IN.	1	1.12

LIEUTENANT GOVERNOR

Vote for not more than 1		
KATHY CODER.	18	20.45
DIANA IREY VAUGHAN	16	18.18
JEFF BARTOS.	35	39.77
PEG LUKSIK	19	21.59
WRITE-IN.	0	

REPRESENTATIVE IN CONGRESS 15TH DISTRICT

Vote for not more than 1		
ENN GT THOMPSON.	81	98.78
WRITE-IN.	1	1.22

REPRESENTATIVE IN THE GENERAL ASSEMBLY 75TH DISTRICT

Vote for not more than 1		
MATT GABLER.	82	94.25
WRITE-IN.	5	5.75

STATE COMMITTEE

Vote for not more than 1		
MAURUS SORG.	68	87.18
WRITE-IN.	10	12.82

CHAIRPERSON

Vote for not more than 1		
MARCELLA SALLY GEYER.	81	98.78
WRITE-IN.	1	1.22

PRECINCT REPORT

ELK COUNTY, PENNSYLVANIA
PRIMARY ELECTION
MAY 15, 2018
STATISTICS

OFFICAL RESULTS

RUN DATE:05/22/18 11:35 AM

HIGHLAND

VOTES PERCENT

REGISTERED VOTERS - TOTAL	142	
REGISTERED VOTERS - DEMOCRATIC	61	42.96
REGISTERED VOTERS - REPUBLICAN	60	42.25
REGISTERED VOTERS - NONPARTISAN	21	14.79
BALLOTS CAST - TOTAL	37	
BALLOTS CAST - DEMOCRATIC	11	29.73
BALLOTS CAST - REPUBLICAN	25	67.57
BALLOTS CAST - NONPARTISAN	1	2.70
VOTER TURNOUT - TOTAL		26.06
VOTER TURNOUT - DEMOCRATIC		18.03
VOTER TURNOUT - REPUBLICAN		41.67
VOTER TURNOUT - NONPARTISAN		4.76

PRECINCT REPORT

ELK COUNTY, PENNSYLVANIA
PRIMARY ELECTION
MAY 15, 2018
DEMOCRATIC

OFFICIAL RESULTS

RUN DATE:05/22/18 11:35 AM

4 HIGHLAND

VOTES PERCENT

UNITED STATES SENATOR

Vote for not more than 1

BOB CASEY JR	8	100.00
WRITE-IN.	0	

GOVERNOR

Vote for not more than 1

TOM WOLF.	6	100.00
WRITE-IN.	0	

LIEUTENANT GOVERNOR

Vote for not more than 1

KATHI COZZONE	1	11.11
JOHN FETTERMAN.	7	77.78
MIKE STACK	0	
RAY SOSA.	0	
NINA AHMAD	1	11.11
WRITE-IN.	0	

REPRESENTATIVE IN CONGRESS 15TH DISTRICT

Vote for not more than 1

SUSAN BOSER.	6	85.71
WADE JODUN	1	14.29
WRITE-IN.	0	

REPRESENTATIVE IN THE GENERAL ASSEMBLY 75TH DISTRICT

Vote for not more than 1

WRITE-IN.	0	
-------------------	---	--

STATE COMMITTEE

Vote for not more than 1

JAY NOTARIANNI.	7	100.00
WRITE-IN.	0	

COMMITTEE MEMBER HIGHLAND

Vote for not more than 2

WRITE-IN.	0	
-------------------	---	--

RUN DATE:05/22/18 11:35 AM

4 HIGHLAND

VOTES PERCENT

UNITED STATES SENATOR

Vote for not more than 1

JIM CHRISTIANA.	16	76.19
LOU BARLETTA	5	23.81
WRITE-IN.	0	

GOVERNOR

Vote for not more than 1

SCOTT R WAGNER.	13	59.09
PAUL MANGO	6	27.27
LAURA ELLSWORTH	3	13.64
WRITE-IN.	0	

LIEUTENANT GOVERNOR

Vote for not more than 1

KATHY CODER.	8	36.36
DIANA IREY VAUGHAN	2	9.09
JEFF BARTOS.	8	36.36
PEG LUKSIK	4	18.18
WRITE-IN.	0	

REPRESENTATIVE IN CONGRESS 15TH DISTRICT

Vote for not more than 1

ENN GT THOMPSON.	22	100.00
WRITE-IN.	0	

REPRESENTATIVE IN THE GENERAL ASSEMBLY 75TH DISTRICT

Vote for not more than 1

MATT GABLER.	20	100.00
WRITE-IN.	0	

STATE COMMITTEE

Vote for not more than 1

MAURUS SORG.	22	100.00
WRITE-IN.	0	

CHAIRPERSON

Vote for not more than 1

MARCELLA SALLY GEYER.	22	100.00
WRITE-IN.	0	

PRECINCT REPORT

ELK COUNTY, PENNSYLVANIA
PRIMARY ELECTION
MAY 15, 2018

OFFICIAL RESULTS

RUN DATE:05/22/18 11:35 AM

004 HIGHLAND

VOTES PERCENT

HIGHLAND TWP SUPERVISOR UNEXPIRED TERM

Vote for not more than 1

MISTY EDINGER	8	22.22
TOM ORZETTI	26	72.22
WRITE-IN.	2	5.56

PRECINCT REPORT

ELK COUNTY, PENNSYLVANIA
PRIMARY ELECTION
MAY 15, 2018
STATISTICS

OFFICAL RESULTS

RUN DATE:05/22/18 11:35 AM

5 JAMES CITY

VOTES PERCENT

REGISTERED VOTERS - TOTAL	190	
REGISTERED VOTERS - DEMOCRATIC	103	54.21
REGISTERED VOTERS - REPUBLICAN	75	39.47
REGISTERED VOTERS - NONPARTISAN	11	5.79
BALLOTS CAST - TOTAL	67	
BALLOTS CAST - DEMOCRATIC	35	52.24
BALLOTS CAST - REPUBLICAN	32	47.76
BALLOTS CAST - NONPARTISAN	0	
VOTER TURNOUT - TOTAL		35.26
VOTER TURNOUT - DEMOCRATIC		33.98
VOTER TURNOUT - REPUBLICAN		42.67
VOTER TURNOUT - NONPARTISAN		

PRECINCT REPORT

ELK COUNTY, PENNSYLVANIA
PRIMARY ELECTION
MAY 15, 2018
DEMOCRATIC

OFFICAL RESULTS

RUN DATE:05/22/18 11:35 AM

JAMES CITY

VOTES PERCENT

UNITED STATES SENATOR

Vote for not more than 1		
BOB CASEY JR	30	100.00
WRITE-IN.	0	

GOVERNOR

Vote for not more than 1		
TOM WOLF.	27	96.43
WRITE-IN.	1	3.57

LIEUTENANT GOVERNOR

Vote for not more than 1		
KATHI COZZONE	9	30.00
JOHN FETTERMAN.	16	53.33
MIKE STACK	3	10.00
RAY SOSA.	1	3.33
NINA AHMAD	1	3.33
WRITE-IN.	0	

REPRESENTATIVE IN CONGRESS 15TH DISTRICT

Vote for not more than 1		
SUSAN BOSER.	19	70.37
WADE JODUN	7	25.93
WRITE-IN.	1	3.70

REPRESENTATIVE IN THE GENERAL ASSEMBLY 75TH DISTRICT

Vote for not more than 1		
WRITE-IN.	2	100.00

STATE COMMITTEE

Vote for not more than 1		
JAY NOTARIANNI.	28	100.00
WRITE-IN.	0	

COMMITTEE MEMBER JAMES CITY

Vote for not more than 2		
WRITE-IN.	2	100.00

RUN DATE:05/22/18 11:35 AM

5 JAMES CITY

VOTES PERCENT

UNITED STATES SENATOR

Vote for not more than 1

JIM CHRISTIANA.	12	57.14
LOU BARLETTA	9	42.86
WRITE-IN.	0	

GOVERNOR

Vote for not more than 1

SCOTT R WAGNER.	15	55.56
PAUL MANGO	8	29.63
LAURA ELLSWORTH	4	14.81
WRITE-IN.	0	

LIEUTENANT GOVERNOR

Vote for not more than 1

KATHY CODER.	9	36.00
DIANA IREY VAUGHAN	4	16.00
JEFF BARTOS.	8	32.00
PEG LUKSIK	4	16.00
WRITE-IN.	0	

REPRESENTATIVE IN CONGRESS 15TH DISTRICT

Vote for not more than 1

ENN GT THOMPSON.	24	96.00
WRITE-IN.	1	4.00

REPRESENTATIVE IN THE GENERAL ASSEMBLY 75TH DISTRICT

Vote for not more than 1

MATT GABLER.	24	100.00
WRITE-IN.	0	

STATE COMMITTEE

Vote for not more than 1

MAURUS SORG.	22	100.00
WRITE-IN.	0	

CHAIRPERSON

Vote for not more than 1

MARCELLA SALLY GEYER.	22	100.00
WRITE-IN.	0	

PRECINCT REPORT

ELK COUNTY, PENNSYLVANIA
PRIMARY ELECTION
MAY 15, 2018

OFFICAL RESULTS

RUN DATE:05/22/18 11:35 AM

0 JAMES CITY

VOTES PERCENT

HIGHLAND TWP SUPERVISOR UNEXPIRED TERM

Vote for not more than 1

MISTY EDINGER	9	14.06
TOM ORZETTI.	45	70.31
WRITE-IN.	10	15.63

PRECINCT REPORT

ELK COUNTY, PENNSYLVANIA
PRIMARY ELECTION
MAY 15, 2018
STATISTICS

OFFICAL RESULTS

RUN DATE:05/22/18 11:35 AM

06 HORTON NORTH

VOTES PERCENT

REGISTERED VOTERS - TOTAL	308	
REGISTERED VOTERS - DEMOCRATIC	133	43.18
REGISTERED VOTERS - REPUBLICAN	129	41.88
BALLOTS CAST - TOTAL	58	
BALLOTS CAST - DEMOCRATIC	20	34.48
BALLOTS CAST - REPUBLICAN	38	65.52
VOTER TURNOUT - TOTAL		18.83
VOTER TURNOUT - DEMOCRATIC		15.04
VOTER TURNOUT - REPUBLICAN		29.46

PRECINCT REPORT

ELK COUNTY, PENNSYLVANIA
PRIMARY ELECTION
MAY 15, 2018
DEMOCRATIC

OFFICAL RESULTS

RUN DATE:05/22/18 11:35 AM

06 HORTON NORTH

VOTES PERCENT

UNITED STATES SENATOR

Vote for not more than 1		
BOB CASEY JR	15	93.75
WRITE-IN.	1	6.25

GOVERNOR

Vote for not more than 1		
TOM WOLF.	11	84.62
WRITE-IN.	2	15.38

LIEUTENANT GOVERNOR

Vote for not more than 1		
KATHI COZZONE	8	44.44
JOHN FETTERMAN.	6	33.33
MIKE STACK	2	11.11
RAY SOSA.	0	
NINA AHMAD	2	11.11
WRITE-IN.	0	

REPRESENTATIVE IN CONGRESS 15TH DISTRICT

Vote for not more than 1		
SUSAN BOSER.	7	38.89
WADE JODUN	9	50.00
WRITE-IN.	2	11.11

REPRESENTATIVE IN THE GENERAL ASSEMBLY 75TH DISTRICT

Vote for not more than 1		
WRITE-IN.	3	100.00

STATE COMMITTEE

Vote for not more than 1		
JAY NOTARIANNI.	16	100.00
WRITE-IN.	0	

COMMITTEE MEMBER HORTON NORTH

Vote for not more than 2		
WRITE-IN.	1	100.00

RUN DATE:05/22/18 11:35 AM

06 HORTON NORTH

VOTES PERCENT

UNITED STATES SENATOR

Vote for not more than 1

JIM CHRISTIANA.	19	52.78
LOU BARLETTA	17	47.22
WRITE-IN.	0	

GOVERNOR

Vote for not more than 1

SCOTT R WAGNER.	15	40.54
PAUL MANGO	12	32.43
LAURA ELLSWORTH	9	24.32
WRITE-IN.	1	2.70

LIEUTENANT GOVERNOR

Vote for not more than 1

KATHY CODER.	12	33.33
DIANA IREY VAUGHAN	4	11.11
JEFF BARTOS.	12	33.33
PEG LUKSIK	8	22.22
WRITE-IN.	0	

REPRESENTATIVE IN CONGRESS 15TH DISTRICT

Vote for not more than 1

ENN GT THOMPSON.	35	100.00
WRITE-IN.	0	

REPRESENTATIVE IN THE GENERAL ASSEMBLY 75TH DISTRICT

Vote for not more than 1

MATT GABLER.	37	100.00
WRITE-IN.	0	

STATE COMMITTEE

Vote for not more than 1

MAURUS SORG.	30	93.75
WRITE-IN.	2	6.25

CHAIRPERSON

Vote for not more than 1

MARCELLA SALLY GEYER.	35	100.00
WRITE-IN.	0	

PRECINCT REPORT

ELK COUNTY, PENNSYLVANIA
PRIMARY ELECTION
MAY 15, 2018
STATISTICS

OFFICAL RESULTS

RUN DATE:05/22/18 11:35 AM

0007 HORTON SOUTH

VOTES PERCENT

REGISTERED VOTERS - TOTAL	529	
REGISTERED VOTERS - DEMOCRATIC	160	30.25
REGISTERED VOTERS - REPUBLICAN	286	54.06
BALLOTS CAST - TOTAL	89	
BALLOTS CAST - DEMOCRATIC	28	31.46
BALLOTS CAST - REPUBLICAN	61	68.54
VOTER TURNOUT - TOTAL		16.82
VOTER TURNOUT - DEMOCRATIC		17.50
VOTER TURNOUT - REPUBLICAN		21.33

RUN DATE:05/22/18 11:35 AM

7 HORTON SOUTH

VOTES PERCENT

UNITED STATES SENATOR

Vote for not more than 1		
BOB CASEY JR	27	100.00
WRITE-IN.	0	

GOVERNOR

Vote for not more than 1		
TOM WOLF.	23	88.46
WRITE-IN.	3	11.54

LIEUTENANT GOVERNOR

Vote for not more than 1		
KATHI COZZONE	7	25.93
JOHN FETTERMAN.	16	59.26
MIKE STACK	1	3.70
RAY SOSA.	2	7.41
NINA AHMAD	1	3.70
WRITE-IN.	0	

REPRESENTATIVE IN CONGRESS 15TH DISTRICT

Vote for not more than 1		
SUSAN BOSER.	25	89.29
WADE JODUN	3	10.71
WRITE-IN.	0	

REPRESENTATIVE IN THE GENERAL ASSEMBLY 75TH DISTRICT

Vote for not more than 1		
WRITE-IN.	1	100.00

STATE COMMITTEE

Vote for not more than 1		
JAY NOTARIANNI.	26	100.00
WRITE-IN.	0	

COMMITTEE MEMBER HORTON SOUTH

Vote for not more than 2		
WRITE-IN.	0	

RUN DATE:05/22/18 11:35 AM

07 HORTON SOUTH

VOTES PERCENT

UNITED STATES SENATOR

Vote for not more than 1

JIM CHRISTIANA.	32	55.17
LOU BARLETTA	26	44.83
WRITE-IN.	0	

GOVERNOR

Vote for not more than 1

SCOTT R WAGNER.	26	44.07
PAUL MANGO	15	25.42
LAURA ELLSWORTH	17	28.81
WRITE-IN.	1	1.69

LIEUTENANT GOVERNOR

Vote for not more than 1

KATHY CODER.	18	32.14
DIANA IREY VAUGHAN	4	7.14
JEFF BARTOS.	25	44.64
PEG LUKSIK	9	16.07
WRITE-IN.	0	

REPRESENTATIVE IN CONGRESS 15TH DISTRICT

Vote for not more than 1

KENN GT THOMPSON.	57	100.00
WRITE-IN.	0	

REPRESENTATIVE IN THE GENERAL ASSEMBLY 75TH DISTRICT

Vote for not more than 1

MATT GABLER.	58	100.00
WRITE-IN.	0	

STATE COMMITTEE

Vote for not more than 1

MAURUS SORG.	54	100.00
WRITE-IN.	0	

CHAIRPERSON

Vote for not more than 1

MARCELLA SALLY GEYER.	54	100.00
WRITE-IN.	0	

PRECINCT REPORT

ELK COUNTY, PENNSYLVANIA
PRIMARY ELECTION
MAY 15, 2018
STATISTICS

OFFICIAL RESULTS

RUN DATE:05/22/18 11:35 AM

JAY TWP

VOTES PERCENT

REGISTERED VOTERS - TOTAL	1266	
REGISTERED VOTERS - DEMOCRATIC	645	50.95
REGISTERED VOTERS - REPUBLICAN	504	39.81
BALLOTS CAST - TOTAL	197	
BALLOTS CAST - DEMOCRATIC	103	52.28
BALLOTS CAST - REPUBLICAN	94	47.72
VOTER TURNOUT - TOTAL		15.56
VOTER TURNOUT - DEMOCRATIC		15.97
VOTER TURNOUT - REPUBLICAN		18.65

RUN DATE:05/22/18 11:35 AM

08 JAY TWP

VOTES PERCENT

UNITED STATES SENATOR

Vote for not more than 1		
BOB CASEY JR	94	100.00
WRITE-IN.	0	

GOVERNOR

Vote for not more than 1		
TOM WOLF.	86	93.48
WRITE-IN.	6	6.52

LIEUTENANT GOVERNOR

Vote for not more than 1		
KATHI COZZONE	18	18.75
JOHN FETTERMAN.	51	53.13
MIKE STACK	11	11.46
RAY SOSA.	8	8.33
NINA AHMAD	6	6.25
WRITE-IN.	2	2.08

REPRESENTATIVE IN CONGRESS 15TH DISTRICT

Vote for not more than 1		
SUSAN BOSER.	65	66.33
WADE JODUN	31	31.63
WRITE-IN.	2	2.04

REPRESENTATIVE IN THE GENERAL ASSEMBLY 75TH DISTRICT

Vote for not more than 1		
WRITE-IN.	20	100.00

STATE COMMITTEE

Vote for not more than 1		
JAY NOTARIANNI.	93	97.89
WRITE-IN.	2	2.11

COMMITTEE MEMBER JAY

Vote for not more than 2		
WRITE-IN.	13	100.00

PRECINCT REPORT

ELK COUNTY, PENNSYLVANIA

OFFICIAL RESULTS

PRIMARY ELECTION

MAY 15, 2018

REPUBLICAN

RUN DATE:05/22/18 11:35 AM

008 JAY TWP

VOTES PERCENT

UNITED STATES SENATOR

Vote for not more than 1		
JIM CHRISTIANA.	32	35.56
LOU BARLETTA	57	63.33
WRITE-IN.	1	1.11

GOVERNOR

Vote for not more than 1		
SCOTT R WAGNER.	45	47.87
PAUL MANGO	34	36.17
LAURA ELLSWORTH	15	15.96
WRITE-IN.	0	

LIEUTENANT GOVERNOR

Vote for not more than 1		
KATHY CODER.	16	17.78
DIANA IREY VAUGHAN	9	10.00
JEFF BARTOS.	43	47.78
PEG LUKSIK	22	24.44
WRITE-IN.	0	

REPRESENTATIVE IN CONGRESS 15TH DISTRICT

Vote for not more than 1		
ANN GT THOMPSON.	87	98.86
WRITE-IN.	1	1.14

REPRESENTATIVE IN THE GENERAL ASSEMBLY 75TH DISTRICT

Vote for not more than 1		
MATT GABLER.	93	98.94
WRITE-IN.	1	1.06

STATE COMMITTEE

Vote for not more than 1		
MAURUS SORG.	65	92.86
WRITE-IN.	5	7.14

CHAIRPERSON

Vote for not more than 1		
MARCELLA SALLY GEYER.	90	100.00
WRITE-IN.	0	

PRECINCT REPORT

ELK COUNTY, PENNSYLVANIA
PRIMARY ELECTION
MAY 15, 2018
STATISTICS

OFFICIAL RESULTS

RUN DATE:05/22/18 11:35 AM

09 LAMONT

VOTES PERCENT

REGISTERED VOTERS - TOTAL	69	
REGISTERED VOTERS - DEMOCRATIC	21	30.43
REGISTERED VOTERS - REPUBLICAN	39	56.52
BALLOTS CAST - TOTAL	9	
BALLOTS CAST - DEMOCRATIC	3	33.33
BALLOTS CAST - REPUBLICAN	6	66.67
VOTER TURNOUT - TOTAL		13.04
VOTER TURNOUT - DEMOCRATIC		14.29
VOTER TURNOUT - REPUBLICAN		15.38

PRECINCT REPORT

ELK COUNTY, PENNSYLVANIA
PRIMARY ELECTION
MAY 15, 2018
DEMOCRATIC

OFFICIAL RESULTS

RUN DATE:05/22/18 11:35 AM

09 LAMONT

VOTES PERCENT

UNITED STATES SENATOR

Vote for not more than 1		
BOB CASEY JR	2	100.00
WRITE-IN.	0	

GOVERNOR

Vote for not more than 1		
TOM WOLF.	2	100.00
WRITE-IN.	0	

LIEUTENANT GOVERNOR

Vote for not more than 1		
KATHI COZZONE	0	
JOHN FETTERMAN.	2	100.00
MIKE STACK	0	
RAY SOSA.	0	
NINA AHMAD	0	
WRITE-IN.	0	

REPRESENTATIVE IN CONGRESS 15TH DISTRICT

Vote for not more than 1		
SUSAN BOSER.	2	100.00
WADE JODUN	0	
WRITE-IN.	0	

REPRESENTATIVE IN THE GENERAL ASSEMBLY 75TH DISTRICT

Vote for not more than 1		
WRITE-IN.	0	

STATE COMMITTEE

Vote for not more than 1		
JAY NOTARIANNI.	3	100.00
WRITE-IN.	0	

COMMITTEE MEMBER LAMONT

Vote for not more than 2		
WRITE-IN.	0	

RUN DATE:05/22/18 11:35 AM

09 LAMONT

VOTES PERCENT

UNITED STATES SENATOR

Vote for not more than 1		
JIM CHRISTIANA.	3	50.00
LOU BARLETTA	3	50.00
WRITE-IN.	0	

GOVERNOR

Vote for not more than 1		
SCOTT R WAGNER.	1	16.67
PAUL MANGO	1	16.67
LAURA ELLSWORTH	4	66.67
WRITE-IN.	0	

LIEUTENANT GOVERNOR

Vote for not more than 1		
KATHY CODER.	3	50.00
DIANA IREY VAUGHAN	1	16.67
JEFF BARTOS.	1	16.67
PEG LUKSIK	1	16.67
WRITE-IN.	0	

REPRESENTATIVE IN CONGRESS 15TH DISTRICT

Vote for not more than 1		
WENN GT THOMPSON.	6	100.00
WRITE-IN.	0	

REPRESENTATIVE IN THE GENERAL ASSEMBLY 75TH DISTRICT

Vote for not more than 1		
MATT GABLER.	5	100.00
WRITE-IN.	0	

STATE COMMITTEE

Vote for not more than 1		
MAURUS SORG.	6	100.00
WRITE-IN.	0	

CHAIRPERSON

Vote for not more than 1		
MARCELLA SALLY GEYER.	6	100.00
WRITE-IN.	0	

PRECINCT REPORT

ELK COUNTY, PENNSYLVANIA
PRIMARY ELECTION
MAY 15, 2018
STATISTICS

OFFICAL RESULTS

RUN DATE:05/22/18 11:35 AM

WILCOX

VOTES PERCENT

REGISTERED VOTERS - TOTAL	917	
REGISTERED VOTERS - DEMOCRATIC	411	44.82
REGISTERED VOTERS - REPUBLICAN	391	42.64
BALLOTS CAST - TOTAL	170	
BALLOTS CAST - DEMOCRATIC	77	45.29
BALLOTS CAST - REPUBLICAN	93	54.71
VOTER TURNOUT - TOTAL		18.54
VOTER TURNOUT - DEMOCRATIC		18.73
VOTER TURNOUT - REPUBLICAN		23.79

PRECINCT REPORT

ELK COUNTY, PENNSYLVANIA
PRIMARY ELECTION
MAY 15, 2018
DEMOCRATIC

OFFICAL RESULTS

RUN DATE:05/22/18 11:35 AM

10 WILCOX

VOTES PERCENT

UNITED STATES SENATOR

Vote for not more than 1		
BOB CASEY JR	58	93.55
WRITE-IN.	4	6.45

GOVERNOR

Vote for not more than 1		
TOM WOLF.	57	93.44
WRITE-IN.	4	6.56

LIEUTENANT GOVERNOR

Vote for not more than 1		
KATHI COZZONE	14	20.90
JOHN FETTERMAN.	37	55.22
MIKE STACK	3	4.48
RAY SOSA.	3	4.48
NINA AHMAD	7	10.45
WRITE-IN.	3	4.48

REPRESENTATIVE IN CONGRESS 15TH DISTRICT

Vote for not more than 1		
SUSAN BOSER.	39	60.94
WADE JODUN	16	25.00
WRITE-IN.	9	14.06

REPRESENTATIVE IN THE GENERAL ASSEMBLY 75TH DISTRICT

Vote for not more than 1		
WRITE-IN.	27	100.00

STATE COMMITTEE

Vote for not more than 1		
JAY NOTARIANNI.	70	98.59
WRITE-IN.	1	1.41

COMMITTEE MEMBER WILCOX

Vote for not more than 2		
JAY NOTARIANNI.	66	95.65
WRITE-IN.	3	4.35

RUN DATE:05/22/18 11:35 AM

10 WILCOX

VOTES PERCENT

UNITED STATES SENATOR

Vote for not more than 1		
JIM CHRISTIANA.	44	53.01
LOU BARLETTA	38	45.78
WRITE-IN.	1	1.20

GOVERNOR

Vote for not more than 1		
SCOTT R WAGNER.	45	48.91
PAUL MANGO	32	34.78
LAURA ELLSWORTH	15	16.30
WRITE-IN.	0	

LIEUTENANT GOVERNOR

Vote for not more than 1		
KATHY CODER.	20	24.10
DIANA IREY VAUGHAN	5	6.02
JEFF BARTOS.	38	45.78
PEG LUKSIK	20	24.10
WRITE-IN.	0	

REPRESENTATIVE IN CONGRESS 15TH DISTRICT

Vote for not more than 1		
LENN GT THOMPSON.	85	97.70
WRITE-IN.	2	2.30

REPRESENTATIVE IN THE GENERAL ASSEMBLY 75TH DISTRICT

Vote for not more than 1		
MATT GABLER.	87	96.67
WRITE-IN.	3	3.33

STATE COMMITTEE

Vote for not more than 1		
MAURUS SORG.	74	100.00
WRITE-IN.	0	

CHAIRPERSON

Vote for not more than 1		
MARCELLA SALLY GEYER.	83	100.00
WRITE-IN.	0	

PRECINCT REPORT

ELK COUNTY, PENNSYLVANIA
PRIMARY ELECTION
MAY 15, 2018
STATISTICS

OFFICAL RESULTS

RUN DATE:05/22/18 11:35 AM

MILLSTONE

VOTES PERCENT

REGISTERED VOTERS - TOTAL	81	
REGISTERED VOTERS - DEMOCRATIC	40	49.38
REGISTERED VOTERS - REPUBLICAN	34	41.98
BALLOTS CAST - TOTAL	24	
BALLOTS CAST - DEMOCRATIC	13	54.17
BALLOTS CAST - REPUBLICAN	11	45.83
VOTER TURNOUT - TOTAL		29.63
VOTER TURNOUT - DEMOCRATIC		32.50
VOTER TURNOUT - REPUBLICAN		32.35

PRECINCT REPORT

ELK COUNTY, PENNSYLVANIA
PRIMARY ELECTION
MAY 15, 2018
DEMOCRATIC

OFFICAL RESULTS

RUN DATE:05/22/18 11:35 AM

MILLSTONE

VOTES PERCENT

UNITED STATES SENATOR

Vote for not more than 1		
BOB CASEY JR	12	100.00
WRITE-IN.	0	

GOVERNOR

Vote for not more than 1		
TOM WOLF.	9	100.00
WRITE-IN.	0	

LIEUTENANT GOVERNOR

Vote for not more than 1		
KATHI COZZONE	9	69.23
JOHN FETTERMAN.	4	30.77
MIKE STACK	0	
RAY SOSA.	0	
NINA AHMAD	0	
WRITE-IN.	0	

REPRESENTATIVE IN CONGRESS 15TH DISTRICT

Vote for not more than 1		
SUSAN BOSER.	7	58.33
WADE JODUN	1	8.33
WRITE-IN.	4	33.33

REPRESENTATIVE IN THE GENERAL ASSEMBLY 75TH DISTRICT

Vote for not more than 1		
WRITE-IN.	4	100.00

STATE COMMITTEE

Vote for not more than 1		
JAY NOTARIANNI.	11	100.00
WRITE-IN.	0	

COMMITTEE MEMBER MILLSTONE

Vote for not more than 2		
WRITE-IN.	0	

RUN DATE:05/22/18 11:35 AM

MILLSTONE

VOTES PERCENT

UNITED STATES SENATOR

Vote for not more than 1		
JIM CHRISTIANA.	3	27.27
LOU BARLETTA	8	72.73
WRITE-IN.	0	

GOVERNOR

Vote for not more than 1		
SCOTT R WAGNER.	4	40.00
PAUL MANGO	2	20.00
LAURA ELLSWORTH	4	40.00
WRITE-IN.	0	

LIEUTENANT GOVERNOR

Vote for not more than 1		
KATHY CODER.	3	30.00
DIANA IREY VAUGHAN	0	
JEFF BARTOS.	5	50.00
PEG LUKSIK	2	20.00
WRITE-IN.	0	

REPRESENTATIVE IN CONGRESS 15TH DISTRICT

Vote for not more than 1		
JOHN GT THOMPSON.	8	100.00
WRITE-IN.	0	

REPRESENTATIVE IN THE GENERAL ASSEMBLY 75TH DISTRICT

Vote for not more than 1		
MATT GABLER.	9	100.00
WRITE-IN.	0	

STATE COMMITTEE

Vote for not more than 1		
MAURUS SORG.	9	100.00
WRITE-IN.	0	

CHAIRPERSON

Vote for not more than 1		
MARCELLA SALLY GEYER.	9	100.00
WRITE-IN.	0	

PRECINCT REPORT

ELK COUNTY, PENNSYLVANIA
PRIMARY ELECTION
MAY 15, 2018
STATISTICS

OFFICAL RESULTS

RUN DATE:05/22/18 11:35 AM

08 NORTH RIDGWAY TWP

VOTES PERCENT

REGISTERED VOTERS - TOTAL	310	
REGISTERED VOTERS - DEMOCRATIC	152	49.03
REGISTERED VOTERS - REPUBLICAN	115	37.10
BALLOTS CAST - TOTAL	54	
BALLOTS CAST - DEMOCRATIC	35	64.81
BALLOTS CAST - REPUBLICAN	19	35.19
VOTER TURNOUT - TOTAL	17.42	
VOTER TURNOUT - DEMOCRATIC	23.03	
VOTER TURNOUT - REPUBLICAN	16.52	

PRECINCT REPORT

ELK COUNTY, PENNSYLVANIA
PRIMARY ELECTION
MAY 15, 2018
DEMOCRATIC

OFFICAL RESULTS

RUN DATE:05/22/18 11:35 AM

0 NORTH RIDGWAY TWP

VOTES PERCENT

UNITED STATES SENATOR

Vote for not more than 1		
BOB CASEY JR	32	100.00
WRITE-IN.	0	

GOVERNOR

Vote for not more than 1		
TOM WOLF.	26	96.30
WRITE-IN.	1	3.70

LIEUTENANT GOVERNOR

Vote for not more than 1		
KATHI COZZONE	9	28.13
JOHN FETTERMAN.	21	65.63
MIKE STACK	0	
RAY SOSA.	0	
NINA AHMAD	2	6.25
WRITE-IN.	0	

REPRESENTATIVE IN CONGRESS 15TH DISTRICT

Vote for not more than 1		
SUSAN BOSER.	18	60.00
WADE JODUN	11	36.67
WRITE-IN.	1	3.33

REPRESENTATIVE IN THE GENERAL ASSEMBLY 75TH DISTRICT

Vote for not more than 1		
WRITE-IN.	3	100.00

STATE COMMITTEE

Vote for not more than 1		
JAY NOTARIANNI.	32	100.00
WRITE-IN.	0	

COMMITTEE MEMBER N RIDGWAY

Vote for not more than 2		
WRITE-IN.	1	100.00

PRECINCT REPORT

ELK COUNTY, PENNSYLVANIA
PRIMARY ELECTION
MAY 15, 2018
REPUBLICAN

OFFICAL RESULTS

RUN DATE:05/22/18 11:35 AM

0 NORTH RIDGWAY TWP

VOTES PERCENT

UNITED STATES SENATOR

Vote for not more than 1		
JIM CHRISTIANA.	9	56.25
LOU BARLETTA	7	43.75
WRITE-IN.	0	

GOVERNOR

Vote for not more than 1		
SCOTT R WAGNER.	8	44.44
PAUL MANGO	4	22.22
LAURA ELLSWORTH	6	33.33
WRITE-IN.	0	

LIEUTENANT GOVERNOR

Vote for not more than 1		
KATHY CODER.	5	29.41
DIANA IREY VAUGHAN	0	
JEFF BARTOS.	8	47.06
PEG LUKSIK	4	23.53
WRITE-IN.	0	

REPRESENTATIVE IN CONGRESS 15TH DISTRICT

Vote for not more than 1		
WIN GT THOMPSON.	16	100.00
WRITE-IN.	0	

REPRESENTATIVE IN THE GENERAL ASSEMBLY 75TH DISTRICT

Vote for not more than 1		
MATT GABLER.	19	100.00
WRITE-IN.	0	

STATE COMMITTEE

Vote for not more than 1		
MAURUS SORG.	14	100.00
WRITE-IN.	0	

CHAIRPERSON

Vote for not more than 1		
MARCELLA SALLY GEYER.	17	100.00
WRITE-IN.	0	

PRECINCT REPORT

ELK COUNTY, PENNSYLVANIA
PRIMARY ELECTION
MAY 15, 2018
STATISTICS

OFFICAL RESULTS

RUN DATE:05/22/18 11:35 AM

000 SOUTH RIDGWAY TWP

VOTES PERCENT

REGISTERED VOTERS - TOTAL	1211	
REGISTERED VOTERS - DEMOCRATIC	490	40.46
REGISTERED VOTERS - REPUBLICAN	591	48.80
BALLOTS CAST - TOTAL	178	
BALLOTS CAST - DEMOCRATIC	66	37.08
BALLOTS CAST - REPUBLICAN	112	62.92
VOTER TURNOUT - TOTAL		14.70
VOTER TURNOUT - DEMOCRATIC		13.47
VOTER TURNOUT - REPUBLICAN		18.95

PRECINCT REPORT

ELK COUNTY, PENNSYLVANIA
PRIMARY ELECTION
MAY 15, 2018
DEMOCRATIC

OFFICIAL RESULTS

RUN DATE:05/22/18 11:35 AM

0003 SOUTH RIDGWAY TWP

VOTES PERCENT

UNITED STATES SENATOR

Vote for not more than 1		
BOB CASEY JR	58	98.31
WRITE-IN.	1	1.69

GOVERNOR

Vote for not more than 1		
TOM WOLF.	56	93.33
WRITE-IN.	4	6.67

LIEUTENANT GOVERNOR

Vote for not more than 1		
KATHI COZZONE	21	35.00
JOHN FETTERMAN.	30	50.00
MIKE STACK	4	6.67
RAY SOSA.	3	5.00
NINA AHMAD	0	
WRITE-IN.	2	3.33

REPRESENTATIVE IN CONGRESS 15TH DISTRICT

Vote for not more than 1		
SUSAN BOSER.	46	74.19
WADE JODUN	13	20.97
WRITE-IN.	3	4.84

REPRESENTATIVE IN THE GENERAL ASSEMBLY 75TH DISTRICT

Vote for not more than 1		
WRITE-IN.	15	100.00

STATE COMMITTEE

Vote for not more than 1		
JAY NOTARIANNI.	58	98.31
WRITE-IN.	1	1.69

COMMITTEE MEMBER S RIDGWAY

Vote for not more than 2		
WRITE-IN.	15	100.00

RUN DATE:05/22/18 11:35 AM

SOUTH RIDGWAY TWP

VOTES PERCENT

UNITED STATES SENATOR

Vote for not more than 1

JIM CHRISTIANA.	56	56.00
LOU BARLETTA	43	43.00
WRITE-IN.	1	1.00

GOVERNOR

Vote for not more than 1

SCOTT R WAGNER.	65	58.56
PAUL MANGO	34	30.63
LAURA ELLSWORTH	11	9.91
WRITE-IN.	1	.90

LIEUTENANT GOVERNOR

Vote for not more than 1

KATHY CODER.	18	18.00
DIANA IREY VAUGHAN	9	9.00
JEFF BARTOS.	42	42.00
PEG LUKSIK	29	29.00
WRITE-IN.	2	2.00

REPRESENTATIVE IN CONGRESS 15TH DISTRICT

Vote for not more than 1

ANN GT THOMPSON.	103	99.04
WRITE-IN.	1	.96

REPRESENTATIVE IN THE GENERAL ASSEMBLY 75TH DISTRICT

Vote for not more than 1

MATT GABLER.	102	97.14
WRITE-IN.	3	2.86

STATE COMMITTEE

Vote for not more than 1

MAURUS SORG.	61	82.43
WRITE-IN.	13	17.57

CHAIRPERSON

Vote for not more than 1

MARCELLA SALLY GEYER.	96	96.97
WRITE-IN.	3	3.03

PRECINCT REPORT

ELK COUNTY, PENNSYLVANIA
PRIMARY ELECTION
MAY 15, 2018
STATISTICS

OFFICAL RESULTS

RUN DATE:05/22/18 11:35 AM

000000 SPRING CREEK TWP

VOTES PERCENT

REGISTERED VOTERS - TOTAL	143	
REGISTERED VOTERS - DEMOCRATIC	73	51.05
REGISTERED VOTERS - REPUBLICAN	57	39.86
BALLOTS CAST - TOTAL	34	
BALLOTS CAST - DEMOCRATIC	14	41.18
BALLOTS CAST - REPUBLICAN	20	58.82
VOTER TURNOUT - TOTAL		23.78
VOTER TURNOUT - DEMOCRATIC		19.18
VOTER TURNOUT - REPUBLICAN		35.09

PRECINCT REPORT

ELK COUNTY, PENNSYLVANIA
PRIMARY ELECTION
MAY 15, 2018
DEMOCRATIC

OFFICIAL RESULTS

RUN DATE:05/22/18 11:35 AM

SPRING CREEK TWP

VOTES PERCENT

UNITED STATES SENATOR

Vote for not more than 1		
BOB CASEY JR	12	100.00
WRITE-IN.	0	

GOVERNOR

Vote for not more than 1		
TOM WOLF.	7	100.00
WRITE-IN.	0	

LIEUTENANT GOVERNOR

Vote for not more than 1		
KATHI COZZONE	2	15.38
JOHN FETTERMAN.	8	61.54
MIKE STACK	0	
RAY SOSA.	1	7.69
NINA AHMAD	2	15.38
WRITE-IN.	0	

REPRESENTATIVE IN CONGRESS 15TH DISTRICT

Vote for not more than 1		
SUSAN BOSER.	10	76.92
WADE JODUN	3	23.08
WRITE-IN.	0	

REPRESENTATIVE IN THE GENERAL ASSEMBLY 75TH DISTRICT

Vote for not more than 1		
WRITE-IN.	1	100.00

STATE COMMITTEE

Vote for not more than 1		
JAY NOTARIANNI.	9	90.00
WRITE-IN.	1	10.00

COMMITTEE MEMBER SPRING CREEK

Vote for not more than 2		
WRITE-IN.	2	100.00

RUN DATE:05/22/18 11:35 AM

0 SPRING CREEK TWP

VOTES PERCENT

UNITED STATES SENATOR

Vote for not more than 1

JIM CHRISTIANA.	10	55.56
LOU BARLETTA	8	44.44
WRITE-IN.	0	

GOVERNOR

Vote for not more than 1

SCOTT R WAGNER.	9	45.00
PAUL MANGO	7	35.00
LAURA ELLSWORTH	3	15.00
WRITE-IN.	1	5.00

LIEUTENANT GOVERNOR

Vote for not more than 1

KATHY CODER.	7	35.00
DIANA IREY VAUGHAN	1	5.00
JEFF BARTOS.	10	50.00
PEG LUKSIK	2	10.00
WRITE-IN.	0	

REPRESENTATIVE IN CONGRESS 15TH DISTRICT

Vote for not more than 1

IN GT THOMPSON.	20	100.00
WRITE-IN.	0	

REPRESENTATIVE IN THE GENERAL ASSEMBLY 75TH DISTRICT

Vote for not more than 1

MATT GABLER.	20	100.00
WRITE-IN.	0	

STATE COMMITTEE

Vote for not more than 1

MAURUS SORG.	16	94.12
WRITE-IN.	1	5.88

CHAIRPERSON

Vote for not more than 1

MARCELLA SALLY GEYER.	19	100.00
WRITE-IN.	0	

PRECINCT REPORT

ELK COUNTY, PENNSYLVANIA
PRIMARY ELECTION
MAY 15, 2018
STATISTICS

OFFICAL RESULTS

RUN DATE:05/22/18 11:35 AM

0003 JOHNSONBURG 1ST

VOTES PERCENT

REGISTERED VOTERS - TOTAL	449	
REGISTERED VOTERS - DEMOCRATIC	230	51.22
REGISTERED VOTERS - REPUBLICAN	156	34.74
BALLOTS CAST - TOTAL	72	
BALLOTS CAST - DEMOCRATIC	36	50.00
BALLOTS CAST - REPUBLICAN	36	50.00
VOTER TURNOUT - TOTAL		16.04
VOTER TURNOUT - DEMOCRATIC		15.65
VOTER TURNOUT - REPUBLICAN		23.08

PRECINCT REPORT

ELK COUNTY, PENNSYLVANIA
PRIMARY ELECTION
MAY 15, 2018
DEMOCRATIC

OFFICIAL RESULTS

RUN DATE:05/22/18 11:35 AM

JOHNSONBURG 1ST

VOTES PERCENT

UNITED STATES SENATOR

Vote for not more than 1		
BOB CASEY JR	27	96.43
WRITE-IN.	1	3.57

GOVERNOR

Vote for not more than 1		
TOM WOLF.	20	83.33
WRITE-IN.	4	16.67

LIEUTENANT GOVERNOR

Vote for not more than 1		
KATHI COZZONE	12	38.71
JOHN FETTERMAN.	15	48.39
MIKE STACK	2	6.45
RAY SOSA.	2	6.45
NINA AHMAD	0	
WRITE-IN.	0	

REPRESENTATIVE IN CONGRESS 15TH DISTRICT

Vote for not more than 1		
SUSAN BOSER.	20	71.43
WADE JODUN	8	28.57
WRITE-IN.	0	

REPRESENTATIVE IN THE GENERAL ASSEMBLY 75TH DISTRICT

Vote for not more than 1		
WRITE-IN.	4	100.00

STATE COMMITTEE

Vote for not more than 1		
JAY NOTARIANNI.	30	96.77
WRITE-IN.	1	3.23

COMMITTEE MEMBER JOHNSONBURG 1ST

Vote for not more than 2		
WRITE-IN.	1	100.00

PRECINCT REPORT

ELK COUNTY, PENNSYLVANIA
PRIMARY ELECTION
MAY 15, 2018
REPUBLICAN

OFFICIAL RESULTS

RUN DATE:05/22/18 11:35 AM

JOHNSONBURG 1ST

VOTES PERCENT

UNITED STATES SENATOR

Vote for not more than 1		
JIM CHRISTIANA.	16	55.17
LOU BARLETTA	12	41.38
WRITE-IN.	1	3.45

GOVERNOR

Vote for not more than 1		
SCOTT R WAGNER.	16	44.44
PAUL MANGO	12	33.33
LAURA ELLSWORTH	7	19.44
WRITE-IN.	1	2.78

LIEUTENANT GOVERNOR

Vote for not more than 1		
KATHY CODER.	12	36.36
DIANA IREY VAUGHAN	1	3.03
JEFF BARTOS.	8	24.24
PEG LUKSIK	11	33.33
WRITE-IN.	1	3.03

REPRESENTATIVE IN CONGRESS 15TH DISTRICT

Vote for not more than 1		
ANN GT THOMPSON.	32	96.97
WRITE-IN.	1	3.03

REPRESENTATIVE IN THE GENERAL ASSEMBLY 75TH DISTRICT

Vote for not more than 1		
MATT GABLER.	34	97.14
WRITE-IN.	1	2.86

STATE COMMITTEE

Vote for not more than 1		
MAURUS SORG.	26	86.67
WRITE-IN.	4	13.33

CHAIRPERSON

Vote for not more than 1		
MARCELLA SALLY GEYER.	32	96.97
WRITE-IN.	1	3.03

PRECINCT REPORT

ELK COUNTY, PENNSYLVANIA
PRIMARY ELECTION
MAY 15, 2018
STATISTICS

OFFICIAL RESULTS

RUN DATE:05/22/18 11:35 AM

JOHNSONBURG 2ND

VOTES PERCENT

REGISTERED VOTERS - TOTAL	320	
REGISTERED VOTERS - DEMOCRATIC	151	47.19
REGISTERED VOTERS - REPUBLICAN	115	35.94
BALLOTS CAST - TOTAL	46	
BALLOTS CAST - DEMOCRATIC	28	60.87
BALLOTS CAST - REPUBLICAN	18	39.13
VOTER TURNOUT - TOTAL	14.38	
VOTER TURNOUT - DEMOCRATIC	18.54	
VOTER TURNOUT - REPUBLICAN	15.65	

PRECINCT REPORT

ELK COUNTY, PENNSYLVANIA
PRIMARY ELECTION
MAY 15, 2018
DEMOCRATIC

OFFICIAL RESULTS

RUN DATE:05/22/18 11:35 AM

JOHNSONBURG 2ND

VOTES PERCENT

UNITED STATES SENATOR

Vote for not more than 1		
BOB CASEY JR	26	100.00
WRITE-IN.	0	

GOVERNOR

Vote for not more than 1		
TOM WOLF.	19	86.36
WRITE-IN.	3	13.64

LIEUTENANT GOVERNOR

Vote for not more than 1		
KATHI COZZONE	12	50.00
JOHN FETTERMAN.	9	37.50
MIKE STACK	2	8.33
RAY SOSA.	1	4.17
NINA AHMAD	0	
WRITE-IN.	0	

REPRESENTATIVE IN CONGRESS 15TH DISTRICT

Vote for not more than 1		
SUSAN BOSER.	15	60.00
WADE JODUN	9	36.00
WRITE-IN.	1	4.00

REPRESENTATIVE IN THE GENERAL ASSEMBLY 75TH DISTRICT

Vote for not more than 1		
WRITE-IN.	13	100.00

STATE COMMITTEE

Vote for not more than 1		
JAY NOTARIANNI.	26	100.00
WRITE-IN.	0	

COMMITTEE MEMBER JOHNSONBURG 2ND

Vote for not more than 2		
WRITE-IN.	1	100.00

RUN DATE:05/22/18 11:35 AM

JOHNSONBURG 2ND

VOTES PERCENT

UNITED STATES SENATOR

Vote for not more than 1		
JIM CHRISTIANA.	9	69.23
LOU BARLETTA	4	30.77
WRITE-IN.	0	

GOVERNOR

Vote for not more than 1		
SCOTT R WAGNER.	11	61.11
PAUL MANGO	4	22.22
LAURA ELLSWORTH	3	16.67
WRITE-IN.	0	

LIEUTENANT GOVERNOR

Vote for not more than 1		
KATHY CODER.	7	41.18
DIANA IREY VAUGHAN	3	17.65
JEFF BARTOS.	6	35.29
PEG LUKSIK	1	5.88
WRITE-IN.	0	

REPRESENTATIVE IN CONGRESS 15TH DISTRICT

Vote for not more than 1		
ANN GT THOMPSON.	16	100.00
WRITE-IN.	0	

REPRESENTATIVE IN THE GENERAL ASSEMBLY 75TH DISTRICT

Vote for not more than 1		
MATT GABLER.	18	100.00
WRITE-IN.	0	

STATE COMMITTEE

Vote for not more than 1		
MAURUS SORG.	18	100.00
WRITE-IN.	0	

CHAIRPERSON

Vote for not more than 1		
MARCELLA SALLY GEYER.	18	100.00
WRITE-IN.	0	

PRECINCT REPORT

ELK COUNTY, PENNSYLVANIA
PRIMARY ELECTION
MAY 15, 2018
STATISTICS

OFFICIAL RESULTS

RUN DATE:05/22/18 11:35 AM

JOHNSONBURG 3RD

VOTES PERCENT

REGISTERED VOTERS - TOTAL	318	
REGISTERED VOTERS - DEMOCRATIC	158	49.69
REGISTERED VOTERS - REPUBLICAN	119	37.42
BALLOTS CAST - TOTAL	81	
BALLOTS CAST - DEMOCRATIC	50	61.73
BALLOTS CAST - REPUBLICAN	31	38.27
VOTER TURNOUT - TOTAL		25.47
VOTER TURNOUT - DEMOCRATIC		31.65
VOTER TURNOUT - REPUBLICAN		26.05

PRECINCT REPORT

ELK COUNTY, PENNSYLVANIA
PRIMARY ELECTION
MAY 15, 2018
DEMOCRATIC

OFFICAL RESULTS

RUN DATE:05/22/18 11:35 AM

JOHNSONBURG 3RD

VOTES PERCENT

UNITED STATES SENATOR

Vote for not more than 1		
BOB CASEY JR	43	100.00
WRITE-IN.	0	

GOVERNOR

Vote for not more than 1		
TOM WOLF.	34	89.47
WRITE-IN.	4	10.53

LIEUTENANT GOVERNOR

Vote for not more than 1		
KATHI COZZONE	16	36.36
JOHN FETTERMAN.	21	47.73
MIKE STACK	2	4.55
RAY SOSA.	3	6.82
NINA AHMAD	2	4.55
WRITE-IN.	0	

REPRESENTATIVE IN CONGRESS 15TH DISTRICT

Vote for not more than 1		
SUSAN BOSER.	32	66.67
WADE JODUN	16	33.33
WRITE-IN.	0	

REPRESENTATIVE IN THE GENERAL ASSEMBLY 75TH DISTRICT

Vote for not more than 1		
WRITE-IN.	5	100.00

STATE COMMITTEE

Vote for not more than 1		
JAY NOTARIANNI.	41	97.62
WRITE-IN.	1	2.38

COMMITTEE MEMBER JOHNSONBURG 3RD

Vote for not more than 2		
WRITE-IN.	0	

RUN DATE:05/22/18 11:35 AM

JOHNSONBURG 3RD

VOTES PERCENT

UNITED STATES SENATOR

Vote for not more than 1		
JIM CHRISTIANA.	14	46.67
LOU BARLETTA	16	53.33
WRITE-IN.	0	

GOVERNOR

Vote for not more than 1		
SCOTT R WAGNER.	10	32.26
PAUL MANGO	10	32.26
LAURA ELLSWORTH	11	35.48
WRITE-IN.	0	

LIEUTENANT GOVERNOR

Vote for not more than 1		
KATHY CODER.	7	22.58
DIANA IREY VAUGHAN	4	12.90
JEFF BARTOS.	11	35.48
PEG LUKSIK	9	29.03
WRITE-IN.	0	

REPRESENTATIVE IN CONGRESS 15TH DISTRICT

Vote for not more than 1		
ANN GT THOMPSON.	30	100.00
WRITE-IN.	0	

REPRESENTATIVE IN THE GENERAL ASSEMBLY 75TH DISTRICT

Vote for not more than 1		
MATT GABLER.	31	100.00
WRITE-IN.	0	

STATE COMMITTEE

Vote for not more than 1		
MAURUS SORG.	19	79.17
WRITE-IN.	5	20.83

CHAIRPERSON

Vote for not more than 1		
MARCELLA SALLY GEYER.	31	100.00
WRITE-IN.	0	

PRECINCT REPORT

ELK COUNTY, PENNSYLVANIA
PRIMARY ELECTION
MAY 15, 2018
STATISTICS

OFFICAL RESULTS

RUN DATE:05/22/18 11:35 AM

0028 JOHNSONBURG 4TH

VOTES PERCENT

REGISTERED VOTERS - TOTAL	256	
REGISTERED VOTERS - DEMOCRATIC	127	49.61
REGISTERED VOTERS - REPUBLICAN	99	38.67
BALLOTS CAST - TOTAL	63	
BALLOTS CAST - DEMOCRATIC	37	58.73
BALLOTS CAST - REPUBLICAN	26	41.27
VOTER TURNOUT - TOTAL	24.61	
VOTER TURNOUT - DEMOCRATIC	29.13	
VOTER TURNOUT - REPUBLICAN	26.26	

PRECINCT REPORT

ELK COUNTY, PENNSYLVANIA
PRIMARY ELECTION
MAY 15, 2018
DEMOCRATIC

OFFICIAL RESULTS

RUN DATE:05/22/18 11:35 AM

0008 JOHNSONBURG 4TH

VOTES PERCENT

UNITED STATES SENATOR

Vote for not more than 1		
BOB CASEY JR	32	100.00
WRITE-IN.	0	

GOVERNOR

Vote for not more than 1		
TOM WOLF.	27	90.00
WRITE-IN.	3	10.00

LIEUTENANT GOVERNOR

Vote for not more than 1		
KATHI COZZONE	11	34.38
JOHN FETTERMAN.	16	50.00
MIKE STACK	2	6.25
RAY SOSA.	1	3.13
NINA AHMAD	2	6.25
WRITE-IN.	0	

REPRESENTATIVE IN CONGRESS 15TH DISTRICT

Vote for not more than 1		
SUSAN BOSER.	22	70.97
WADE JODUN	8	25.81
WRITE-IN.	1	3.23

REPRESENTATIVE IN THE GENERAL ASSEMBLY 75TH DISTRICT

Vote for not more than 1		
WRITE-IN.	8	100.00

STATE COMMITTEE

Vote for not more than 1		
JAY NOTARIANNI.	30	96.77
WRITE-IN.	1	3.23

COMMITTEE MEMBER JOHNSONBURG 4TH

Vote for not more than 2		
WRITE-IN.	0	

RUN DATE:05/22/18 11:35 AM

JOHNSONBURG 4TH

VOTES PERCENT

UNITED STATES SENATOR

Vote for not more than 1		
JIM CHRISTIANA.	8	36.36
LOU BARLETTA	14	63.64
WRITE-IN.	0	

GOVERNOR

Vote for not more than 1		
SCOTT R WAGNER.	13	50.00
PAUL MANGO	9	34.62
LAURA ELLSWORTH	4	15.38
WRITE-IN.	0	

LIEUTENANT GOVERNOR

Vote for not more than 1		
KATHY CODER.	8	30.77
DIANA IREY VAUGHAN	1	3.85
JEFF BARTOS.	12	46.15
PEG LUKSIK	5	19.23
WRITE-IN.	0	

REPRESENTATIVE IN CONGRESS 15TH DISTRICT

Vote for not more than 1		
ANN GT THOMPSON.	24	100.00
WRITE-IN.	0	

REPRESENTATIVE IN THE GENERAL ASSEMBLY 75TH DISTRICT

Vote for not more than 1		
MATT GABLER.	25	100.00
WRITE-IN.	0	

STATE COMMITTEE

Vote for not more than 1		
MAURUS SORG.	14	93.33
WRITE-IN.	1	6.67

CHAIRPERSON

Vote for not more than 1		
MARCELLA SALLY GEYER.	23	100.00
WRITE-IN.	0	

PRECINCT REPORT

ELK COUNTY, PENNSYLVANIA
PRIMARY ELECTION
MAY 15, 2018
STATISTICS

OFFICIAL RESULTS

RUN DATE:05/22/18 11:35 AM

0019 RIDGWAY 1ST

	VOTES	PERCENT
REGISTERED VOTERS - TOTAL	617	
REGISTERED VOTERS - DEMOCRATIC	307	49.76
REGISTERED VOTERS - REPUBLICAN	212	34.36
BALLOTS CAST - TOTAL	61	
BALLOTS CAST - DEMOCRATIC	28	45.90
BALLOTS CAST - REPUBLICAN	33	54.10
VOTER TURNOUT - TOTAL		9.89
VOTER TURNOUT - DEMOCRATIC		9.12
VOTER TURNOUT - REPUBLICAN		15.57

PRECINCT REPORT

ELK COUNTY, PENNSYLVANIA
PRIMARY ELECTION
MAY 15, 2018
DEMOCRATIC

OFFICAL RESULTS

RUN DATE:05/22/18 11:35 AM

0019 RIDGWAY 1ST

VOTES PERCENT

UNITED STATES SENATOR

Vote for not more than 1		
BOB CASEY JR	24	100.00
WRITE-IN.	0	

GOVERNOR

Vote for not more than 1		
TOM WOLF.	22	91.67
WRITE-IN.	2	8.33

LIEUTENANT GOVERNOR

Vote for not more than 1		
KATHI COZZONE	3	12.00
JOHN FETTERMAN.	19	76.00
MIKE STACK	1	4.00
RAY SOSA.	1	4.00
NINA AHMAD	1	4.00
WRITE-IN.	0	

REPRESENTATIVE IN CONGRESS 15TH DISTRICT

Vote for not more than 1		
SUSAN BOSER.	14	56.00
MADE JODUN	11	44.00
WRITE-IN.	0	

REPRESENTATIVE IN THE GENERAL ASSEMBLY 75TH DISTRICT

Vote for not more than 1		
WRITE-IN.	2	100.00

STATE COMMITTEE

Vote for not more than 1		
JAY NOTARIANNI.	23	92.00
WRITE-IN.	2	8.00

COMMITTEE MEMBER RIDGWAY 1ST

Vote for not more than 2		
WRITE-IN.	6	100.00

RUN DATE:05/22/18 11:35 AM

009 RIDGWAY 1ST

VOTES PERCENT

UNITED STATES SENATOR

Vote for not more than 1		
JIM CHRISTIANA.	14	46.67
LOU BARLETTA	15	50.00
WRITE-IN.	1	3.33

GOVERNOR

Vote for not more than 1		
SCOTT R WAGNER.	13	41.94
PAUL MANGO	10	32.26
LAURA ELLSWORTH	8	25.81
WRITE-IN.	0	

LIEUTENANT GOVERNOR

Vote for not more than 1		
KATHY CODER.	9	29.03
DIANA IREY VAUGHAN	3	9.68
JEFF BARTOS.	10	32.26
PEG LUKSIK	9	29.03
WRITE-IN.	0	

REPRESENTATIVE IN CONGRESS 15TH DISTRICT

Vote for not more than 1		
ANN GT THOMPSON.	29	100.00
WRITE-IN.	0	

REPRESENTATIVE IN THE GENERAL ASSEMBLY 75TH DISTRICT

Vote for not more than 1		
MATT GABLER.	30	100.00
WRITE-IN.	0	

STATE COMMITTEE

Vote for not more than 1		
MAURUS SORG.	25	92.59
WRITE-IN.	2	7.41

CHAIRPERSON

Vote for not more than 1		
MARCELLA SALLY GEYER.	31	100.00
WRITE-IN.	0	

PRECINCT REPORT

ELK COUNTY, PENNSYLVANIA
PRIMARY ELECTION
MAY 15, 2018
STATISTICS

OFFICAL RESULTS

RUN DATE:05/22/18 11:35 AM

000 RIDGWAY 2ND

VOTES PERCENT

REGISTERED VOTERS - TOTAL	905	
REGISTERED VOTERS - DEMOCRATIC	446	49.28
REGISTERED VOTERS - REPUBLICAN	361	39.89
BALLOTS CAST - TOTAL	163	
BALLOTS CAST - DEMOCRATIC	88	53.99
BALLOTS CAST - REPUBLICAN	75	46.01
VOTER TURNOUT - TOTAL		18.01
VOTER TURNOUT - DEMOCRATIC		19.73
VOTER TURNOUT - REPUBLICAN		20.78

PRECINCT REPORT

ELK COUNTY, PENNSYLVANIA
PRIMARY ELECTION
MAY 15, 2018
DEMOCRATIC

OFFICAL RESULTS

RUN DATE:05/22/18 11:35 AM

0000 RIDGWAY 2ND

VOTES PERCENT

UNITED STATES SENATOR

Vote for not more than 1		
BOB CASEY JR	81	97.59
WRITE-IN.	2	2.41

GOVERNOR

Vote for not more than 1		
TOM WOLF.	70	90.91
WRITE-IN.	7	9.09

LIEUTENANT GOVERNOR

Vote for not more than 1		
KATHI COZZONE	18	22.22
JOHN FETTERMAN.	55	67.90
MIKE STACK	5	6.17
RAY SOSA.	1	1.23
NINA AHMAD	2	2.47
WRITE-IN.	0	

REPRESENTATIVE IN CONGRESS 15TH DISTRICT

Vote for not more than 1		
SUSAN BOSER.	45	57.69
WADE JODUN	28	35.90
WRITE-IN.	5	6.41

REPRESENTATIVE IN THE GENERAL ASSEMBLY 75TH DISTRICT

Vote for not more than 1		
WRITE-IN.	17	100.00

STATE COMMITTEE

Vote for not more than 1		
JAY NOTARIANNI.	75	97.40
WRITE-IN.	2	2.60

COMMITTEE MEMBER RIDGWAY 2ND

Vote for not more than 2		
WRITE-IN.	18	100.00

RUN DATE:05/22/18 11:35 AM

0000 RIDGWAY 2ND

VOTES PERCENT

UNITED STATES SENATOR

Vote for not more than 1		
JIM CHRISTIANA.	42	57.53
LOU BARLETTA	31	42.47
WRITE-IN.	0	

GOVERNOR

Vote for not more than 1		
SCOTT R WAGNER.	27	36.49
PAUL MANGO	28	37.84
LAURA ELLSWORTH	18	24.32
WRITE-IN.	1	1.35

LIEUTENANT GOVERNOR

Vote for not more than 1		
KATHY CODER.	21	28.77
DIANA IREY VAUGHAN	13	17.81
JEFF BARTOS.	23	31.51
PEG LUKSIK	16	21.92
WRITE-IN.	0	

REPRESENTATIVE IN CONGRESS 15TH DISTRICT

Vote for not more than 1		
ANN GT THOMPSON.	65	100.00
WRITE-IN.	0	

REPRESENTATIVE IN THE GENERAL ASSEMBLY 75TH DISTRICT

Vote for not more than 1		
MATT GABLER.	72	100.00
WRITE-IN.	0	

STATE COMMITTEE

Vote for not more than 1		
MAURUS SORG.	55	90.16
WRITE-IN.	6	9.84

CHAIRPERSON

Vote for not more than 1		
MARCELLA SALLY GEYER.	66	98.51
WRITE-IN.	1	1.49

PRECINCT REPORT

ELK COUNTY, PENNSYLVANIA
PRIMARY ELECTION
MAY 15, 2018
STATISTICS

OFFICAL RESULTS

RUN DATE:05/22/18 11:35 AM

0021 RIDGWAY 3RD

VOTES PERCENT

REGISTERED VOTERS - TOTAL	871	
REGISTERED VOTERS - DEMOCRATIC	400	45.92
REGISTERED VOTERS - REPUBLICAN	371	42.59
BALLOTS CAST - TOTAL	127	
BALLOTS CAST - DEMOCRATIC	80	62.99
BALLOTS CAST - REPUBLICAN	47	37.01
VOTER TURNOUT - TOTAL		14.58
VOTER TURNOUT - DEMOCRATIC		20.00
VOTER TURNOUT - REPUBLICAN		12.67

RUN DATE:05/22/18 11:35 AM

RIDGWAY 3RD

VOTES PERCENT

UNITED STATES SENATOR

Vote for not more than 1		
BOB CASEY JR	69	97.18
WRITE-IN.	2	2.82

GOVERNOR

Vote for not more than 1		
TOM WOLF.	57	91.94
WRITE-IN.	5	8.06

LIEUTENANT GOVERNOR

Vote for not more than 1		
KATHI COZZONE	16	21.33
JOHN FETTERMAN.	42	56.00
MIKE STACK	0	
RAY SOSA.	6	8.00
NINA AHMAD	9	12.00
WRITE-IN.	2	2.67

REPRESENTATIVE IN CONGRESS 15TH DISTRICT

Vote for not more than 1		
SUSAN BOSER.	52	71.23
WADE JODUN	18	24.66
WRITE-IN.	3	4.11

REPRESENTATIVE IN THE GENERAL ASSEMBLY 75TH DISTRICT

Vote for not more than 1		
WRITE-IN.	15	100.00

STATE COMMITTEE

Vote for not more than 1		
JAY NOTARIANNI.	67	98.53
WRITE-IN.	1	1.47

COMMITTEE MEMBER RIDGWAY 3RD

Vote for not more than 2		
WRITE-IN.	9	100.00

RUN DATE:05/22/18 11:35 AM

0 RIDGWAY 3RD

VOTES PERCENT

UNITED STATES SENATOR

Vote for not more than 1

JIM CHRISTIANA.	22	56.41
LOU BARLETTA	17	43.59
WRITE-IN.	0	

GOVERNOR

Vote for not more than 1

SCOTT R WAGNER.	14	29.79
PAUL MANGO	24	51.06
LAURA ELLSWORTH	9	19.15
WRITE-IN.	0	

LIEUTENANT GOVERNOR

Vote for not more than 1

KATHY CODER.	13	31.71
DIANA IREY VAUGHAN	5	12.20
JEFF BARTOS.	16	39.02
PEG LUKSIK	7	17.07
WRITE-IN.	0	

REPRESENTATIVE IN CONGRESS 15TH DISTRICT

Vote for not more than 1

IN GT THOMPSON.	44	97.78
WRITE-IN.	1	2.22

REPRESENTATIVE IN THE GENERAL ASSEMBLY 75TH DISTRICT

Vote for not more than 1

MATT GABLER.	46	100.00
WRITE-IN.	0	

STATE COMMITTEE

Vote for not more than 1

MAURUS SORG.	36	90.00
WRITE-IN.	4	10.00

CHAIRPERSON

Vote for not more than 1

MARCELLA SALLY GEYER.	39	100.00
WRITE-IN.	0	

PRECINCT REPORT

ELK COUNTY, PENNSYLVANIA
PRIMARY ELECTION
MAY 15, 2018
STATISTICS

OFFICAL RESULTS

RUN DATE:05/22/18 11:35 AM

ST. MARYS 1ST

VOTES PERCENT

REGISTERED VOTERS - TOTAL	927	
REGISTERED VOTERS - DEMOCRATIC	380	40.99
REGISTERED VOTERS - REPUBLICAN	471	50.81
BALLOTS CAST - TOTAL	177	
BALLOTS CAST - DEMOCRATIC	67	37.85
BALLOTS CAST - REPUBLICAN	110	62.15
VOTER TURNOUT - TOTAL		19.09
VOTER TURNOUT - DEMOCRATIC		17.63
VOTER TURNOUT - REPUBLICAN		23.35

RUN DATE:05/22/18 11:35 AM

ST. MARYS 1ST

VOTES PERCENT

UNITED STATES SENATOR

Vote for not more than 1		
BOB CASEY JR	58	92.06
WRITE-IN.	5	7.94

GOVERNOR

Vote for not more than 1		
TOM WOLF.	56	93.33
WRITE-IN.	4	6.67

LIEUTENANT GOVERNOR

Vote for not more than 1		
KATHI COZZONE	15	23.81
JOHN FETTERMAN.	35	55.56
MIKE STACK	4	6.35
RAY SOSA.	4	6.35
NINA AHMAD	2	3.17
WRITE-IN.	3	4.76

REPRESENTATIVE IN CONGRESS 15TH DISTRICT

Vote for not more than 1		
SUSAN BOSER.	38	61.29
WADE JODUN	22	35.48
WRITE-IN.	2	3.23

REPRESENTATIVE IN THE GENERAL ASSEMBLY 75TH DISTRICT

Vote for not more than 1		
WRITE-IN.	15	100.00

STATE COMMITTEE

Vote for not more than 1		
JAY NOTARIANNI.	57	100.00
WRITE-IN.	0	

COMMITTEE MEMBER ST MARYS 1ST

Vote for not more than 2		
WRITE-IN.	4	100.00

RUN DATE:05/22/18 11:35 AM

01 ST. MARYS 1ST

VOTES PERCENT

UNITED STATES SENATOR

Vote for not more than 1		
JIM CHRISTIANA.	43	40.95
LOU BARLETTA	62	59.05
WRITE-IN.	0	

GOVERNOR

Vote for not more than 1		
SCOTT R WAGNER.	57	51.82
PAUL MANGO	25	22.73
LAURA ELLSWORTH	28	25.45
WRITE-IN.	0	

LIEUTENANT GOVERNOR

Vote for not more than 1		
KATHY CODER.	22	20.56
DIANA IREY VAUGHAN	8	7.48
JEFF BARTOS.	57	53.27
PEG LUKSIK	20	18.69
WRITE-IN.	0	

REPRESENTATIVE IN CONGRESS 15TH DISTRICT

Vote for not more than 1		
JOHN GT THOMPSON.	104	100.00
WRITE-IN.	0	

REPRESENTATIVE IN THE GENERAL ASSEMBLY 75TH DISTRICT

Vote for not more than 1		
MATT GABLER.	102	99.03
WRITE-IN.	1	.97

STATE COMMITTEE

Vote for not more than 1		
MAURUS SORG.	53	68.83
WRITE-IN.	24	31.17

CHAIRPERSON

Vote for not more than 1		
MARCELLA SALLY GEYER.	90	94.74
WRITE-IN.	5	5.26

PRECINCT REPORT

ELK COUNTY, PENNSYLVANIA
PRIMARY ELECTION
MAY 15, 2018
STATISTICS

OFFICIAL RESULTS

RUN DATE:05/22/18 11:35 AM

ST. MARYS 2ND

VOTES PERCENT

REGISTERED VOTERS - TOTAL	657	
REGISTERED VOTERS - DEMOCRATIC	302	45.97
REGISTERED VOTERS - REPUBLICAN	307	46.73
BALLOTS CAST - TOTAL	120	
BALLOTS CAST - DEMOCRATIC	55	45.83
BALLOTS CAST - REPUBLICAN	63	52.50
VOTER TURNOUT - TOTAL		18.26
VOTER TURNOUT - DEMOCRATIC		18.21
VOTER TURNOUT - REPUBLICAN		20.52

PRECINCT REPORT

ELK COUNTY, PENNSYLVANIA
PRIMARY ELECTION
MAY 15, 2018
DEMOCRATIC

OFFICIAL RESULTS

RUN DATE:05/22/18 11:35 AM

00 ST. MARYS 2ND

VOTES PERCENT

UNITED STATES SENATOR

Vote for not more than 1		
BOB CASEY JR	49	100.00
WRITE-IN.	0	

GOVERNOR

Vote for not more than 1		
TOM WOLF.	44	97.78
WRITE-IN.	1	2.22

LIEUTENANT GOVERNOR

Vote for not more than 1		
KATHI COZZONE	16	32.65
JOHN FETTERMAN.	30	61.22
MIKE STACK	0	
RAY SOSA.	1	2.04
NINA AHMAD	2	4.08
WRITE-IN.	0	

REPRESENTATIVE IN CONGRESS 15TH DISTRICT

Vote for not more than 1		
SUSAN BOSER.	39	79.59
WADE JODUN	10	20.41
WRITE-IN.	0	

REPRESENTATIVE IN THE GENERAL ASSEMBLY 75TH DISTRICT

Vote for not more than 1		
WRITE-IN.	13	100.00

STATE COMMITTEE

Vote for not more than 1		
JAY NOTARIANNI.	42	100.00
WRITE-IN.	0	

COMMITTEE MEMBER ST MARYS 2ND

Vote for not more than 2		
WRITE-IN.	4	100.00

RUN DATE:05/22/18 11:35 AM

ST. MARYS 2ND

VOTES PERCENT

UNITED STATES SENATOR

Vote for not more than 1		
JIM CHRISTIANA.	27	49.09
LOU BARLETTA	28	50.91
WRITE-IN.	0	

GOVERNOR

Vote for not more than 1		
SCOTT R WAGNER.	36	61.02
PAUL MANGO	12	20.34
LAURA ELLSWORTH	11	18.64
WRITE-IN.	0	

LIEUTENANT GOVERNOR

Vote for not more than 1		
KATHY CODER.	10	17.86
DIANA IREY VAUGHAN	4	7.14
JEFF BARTOS.	25	44.64
PEG LUKSIK	16	28.57
WRITE-IN.	1	1.79

REPRESENTATIVE IN CONGRESS 15TH DISTRICT

Vote for not more than 1		
WIN GT THOMPSON.	57	98.28
WRITE-IN.	1	1.72

REPRESENTATIVE IN THE GENERAL ASSEMBLY 75TH DISTRICT

Vote for not more than 1		
MATT GABLER.	58	98.31
WRITE-IN.	1	1.69

STATE COMMITTEE

Vote for not more than 1		
MAURUS SORG.	34	89.47
WRITE-IN.	4	10.53

CHAIRPERSON

Vote for not more than 1		
MARCELLA SALLY GEYER.	56	94.92
WRITE-IN.	3	5.08

PRECINCT REPORT

ELK COUNTY, PENNSYLVANIA
PRIMARY ELECTION
MAY 15, 2018
STATISTICS

OFFICAL RESULTS

RUN DATE:05/22/18 11:35 AM

ST. MARYS 3RD

VOTES PERCENT

REGISTERED VOTERS - TOTAL	1034	
REGISTERED VOTERS - DEMOCRATIC	407	39.36
REGISTERED VOTERS - REPUBLICAN	520	50.29
BALLOTS CAST - TOTAL	183	
BALLOTS CAST - DEMOCRATIC	61	33.33
BALLOTS CAST - REPUBLICAN	122	66.67
VOTER TURNOUT - TOTAL		17.70
VOTER TURNOUT - DEMOCRATIC		14.99
VOTER TURNOUT - REPUBLICAN		23.46

PRECINCT REPORT

ELK COUNTY, PENNSYLVANIA
PRIMARY ELECTION
MAY 15, 2018
DEMOCRATIC

OFFICIAL RESULTS

RUN DATE:05/22/18 11:35 AM

ST. MARYS 3RD

VOTES PERCENT

UNITED STATES SENATOR

Vote for not more than 1

BOB CASEY JR	52	92.86
WRITE-IN.	4	7.14

GOVERNOR

Vote for not more than 1

TOM WOLF.	51	92.73
WRITE-IN.	4	7.27

LIEUTENANT GOVERNOR

Vote for not more than 1

KATHI COZZONE	17	28.33
JOHN FETTERMAN.	36	60.00
MIKE STACK	1	1.67
RAY SOSA.	1	1.67
NINA AHMAD	3	5.00
WRITE-IN.	2	3.33

REPRESENTATIVE IN CONGRESS 15TH DISTRICT

Vote for not more than 1

SUSAN BOSER.	35	59.32
WADE JODUN	22	37.29
WRITE-IN.	2	3.39

REPRESENTATIVE IN THE GENERAL ASSEMBLY 75TH DISTRICT

Vote for not more than 1

WRITE-IN.	13	100.00
-------------------	----	--------

STATE COMMITTEE

Vote for not more than 1

JAY NOTARIANNI.	56	100.00
WRITE-IN.	0	

COMMITTEE MEMBER ST MARYS 3RD

Vote for not more than 2

RICH SCHWEIKART	56	96.55
WRITE-IN.	2	3.45

RUN DATE:05/22/18 11:35 AM

ST. MARYS 3RD

VOTES PERCENT

UNITED STATES SENATOR

Vote for not more than 1

JIM CHRISTIANA.	62	52.99
LOU BARLETTA	54	46.15
WRITE-IN.	1	.85

GOVERNOR

Vote for not more than 1

SCOTT R WAGNER.	68	56.20
PAUL MANGO	30	24.79
LAURA ELLSWORTH	23	19.01
WRITE-IN.	0	

LIEUTENANT GOVERNOR

Vote for not more than 1

KATHY CODER.	27	23.28
DIANA IREY VAUGHAN	14	12.07
JEFF BARTOS.	46	39.66
PEG LUKSIK	29	25.00
WRITE-IN.	0	

REPRESENTATIVE IN CONGRESS 15TH DISTRICT

Vote for not more than 1

WIN GT THOMPSON.	114	99.13
WRITE-IN.	1	.87

REPRESENTATIVE IN THE GENERAL ASSEMBLY 75TH DISTRICT

Vote for not more than 1

MATT GABLER.	114	100.00
WRITE-IN.	0	

STATE COMMITTEE

Vote for not more than 1

MAURUS SORG.	60	72.29
WRITE-IN.	23	27.71

CHAIRPERSON

Vote for not more than 1

MARCELLA SALLY GEYER.	106	96.36
WRITE-IN.	4	3.64

PRECINCT REPORT

ELK COUNTY, PENNSYLVANIA
PRIMARY ELECTION
MAY 15, 2018
STATISTICS

OFFICAL RESULTS

RUN DATE:05/22/18 11:35 AM

06 ST. MARYS 4TH

VOTES PERCENT

REGISTERED VOTERS - TOTAL	568	
REGISTERED VOTERS - DEMOCRATIC	281	49.47
REGISTERED VOTERS - REPUBLICAN	219	38.56
BALLOTS CAST - TOTAL	89	
BALLOTS CAST - DEMOCRATIC	44	49.44
BALLOTS CAST - REPUBLICAN	45	50.56
VOTER TURNOUT - TOTAL	15.67	
VOTER TURNOUT - DEMOCRATIC	15.66	
VOTER TURNOUT - REPUBLICAN	20.55	

PRECINCT REPORT

ELK COUNTY, PENNSYLVANIA
PRIMARY ELECTION
MAY 15, 2018
DEMOCRATIC

OFFICIAL RESULTS

RUN DATE:05/22/18 11:35 AM

ST. MARYS 4TH

VOTES PERCENT

UNITED STATES SENATOR

Vote for not more than 1

BOB CASEY JR	42	100.00
WRITE-IN.	0	

GOVERNOR

Vote for not more than 1

TOM WOLF.	36	97.30
WRITE-IN.	1	2.70

LIEUTENANT GOVERNOR

Vote for not more than 1

KATHI COZZONE	12	27.91
JOHN FETTERMAN.	26	60.47
MIKE STACK	2	4.65
RAY SOSA.	2	4.65
NINA AHMAD	1	2.33
WRITE-IN.	0	

REPRESENTATIVE IN CONGRESS 15TH DISTRICT

Vote for not more than 1

SUSAN BOSER.	24	57.14
WADE JODUN	18	42.86
WRITE-IN.	0	

REPRESENTATIVE IN THE GENERAL ASSEMBLY 75TH DISTRICT

Vote for not more than 1

WRITE-IN.	7	100.00
-------------------	---	--------

STATE COMMITTEE

Vote for not more than 1

JAY NOTARIANNI.	40	100.00
WRITE-IN.	0	

COMMITTEE MEMBER ST MARYS 4TH

Vote for not more than 2

WRITE-IN.	1	100.00
-------------------	---	--------

PRECINCT REPORT

ELK COUNTY, PENNSYLVANIA
PRIMARY ELECTION
MAY 15, 2018
REPUBLICAN

OFFICIAL RESULTS

RUN DATE:05/22/18 11:35 AM

ST. MARYS 4TH

VOTES PERCENT

UNITED STATES SENATOR

Vote for not more than 1

JIM CHRISTIANA.	22	50.00
LOU BARLETTA	22	50.00
WRITE-IN.	0	

GOVERNOR

Vote for not more than 1

SCOTT R WAGNER.	25	55.56
PAUL MANGO	12	26.67
LAURA ELLSWORTH	8	17.78
WRITE-IN.	0	

LIEUTENANT GOVERNOR

Vote for not more than 1

KATHY CODER.	8	19.51
DIANA IREY VAUGHAN	5	12.20
JEFF BARTOS.	13	31.71
PEG LUKSIK	15	36.59
WRITE-IN.	0	

REPRESENTATIVE IN CONGRESS 15TH DISTRICT

Vote for not more than 1

GT THOMPSON.	40	97.56
WRITE-IN.	1	2.44

REPRESENTATIVE IN THE GENERAL ASSEMBLY 75TH DISTRICT

Vote for not more than 1

MATT GABLER.	39	100.00
WRITE-IN.	0	

STATE COMMITTEE

Vote for not more than 1

MAURUS SORG.	21	77.78
WRITE-IN.	6	22.22

CHAIRPERSON

Vote for not more than 1

MARCELLA SALLY GEYER.	39	100.00
WRITE-IN.	0	

PRECINCT REPORT

ELK COUNTY, PENNSYLVANIA
PRIMARY ELECTION
MAY 15, 2018
STATISTICS

OFFICAL RESULTS

RUN DATE:05/22/18 11:35 AM

0000 ST. MARYS 5TH

VOTES PERCENT

REGISTERED VOTERS - TOTAL	907	
REGISTERED VOTERS - DEMOCRATIC	375	41.35
REGISTERED VOTERS - REPUBLICAN	406	44.76
BALLOTS CAST - TOTAL	125	
BALLOTS CAST - DEMOCRATIC	48	38.40
BALLOTS CAST - REPUBLICAN	77	61.60
VOTER TURNOUT - TOTAL		13.78
VOTER TURNOUT - DEMOCRATIC.		12.80
VOTER TURNOUT - REPUBLICAN.		18.97

PRECINCT REPORT

ELK COUNTY, PENNSYLVANIA
PRIMARY ELECTION
MAY 15, 2018
DEMOCRATIC

OFFICAL RESULTS

RUN DATE:05/22/18 11:35 AM

0000 ST. MARYS 5TH

VOTES PERCENT

UNITED STATES SENATOR

Vote for not more than 1

BOB CASEY JR	41	91.11
WRITE-IN.	4	8.89

GOVERNOR

Vote for not more than 1

TOM WOLF.	34	85.00
WRITE-IN.	6	15.00

LIEUTENANT GOVERNOR

Vote for not more than 1

KATHI COZZONE	15	32.61
JOHN FETTERMAN.	22	47.83
MIKE STACK	1	2.17
RAY SOSA.	4	8.70
NINA AHMAD	4	8.70
WRITE-IN.	0	

REPRESENTATIVE IN CONGRESS 15TH DISTRICT

Vote for not more than 1

SUSAN BOSER.	23	50.00
WADE JODUN	20	43.48
WRITE-IN.	3	6.52

REPRESENTATIVE IN THE GENERAL ASSEMBLY 75TH DISTRICT

Vote for not more than 1

WRITE-IN.	21	100.00
-------------------	----	--------

STATE COMMITTEE

Vote for not more than 1

JAY NOTARIANNI.	45	100.00
WRITE-IN.	0	

COMMITTEE MEMBER ST MARYS 5TH

Vote for not more than 2

CHRIS E SMITH	46	95.83
WRITE-IN.	2	4.17

PRECINCT REPORT

ELK COUNTY, PENNSYLVANIA
PRIMARY ELECTION
MAY 15, 2018
REPUBLICAN

OFFICAL RESULTS

RUN DATE:05/22/18 11:35 AM

000000 ST. MARYS 5TH

VOTES PERCENT

UNITED STATES SENATOR

Vote for not more than 1		
JIM CHRISTIANA.	40	57.14
LOU BARLETTA	30	42.86
WRITE-IN.	0	

GOVERNOR

Vote for not more than 1		
SCOTT R WAGNER.	30	40.00
PAUL MANGO	29	38.67
LAURA ELLSWORTH	16	21.33
WRITE-IN.	0	

LIEUTENANT GOVERNOR

Vote for not more than 1		
KATHY CODER.	19	26.39
DIANA IREY VAUGHAN	8	11.11
JEFF BARTOS.	31	43.06
PEG LUKSIK	14	19.44
WRITE-IN.	0	

REPRESENTATIVE IN CONGRESS 15TH DISTRICT

Vote for not more than 1		
CHRISTOPHER THOMPSON.	69	98.57
WRITE-IN.	1	1.43

REPRESENTATIVE IN THE GENERAL ASSEMBLY 75TH DISTRICT

Vote for not more than 1		
MATT GABLER.	72	98.63
WRITE-IN.	1	1.37

STATE COMMITTEE

Vote for not more than 1		
MAURUS SORG.	40	76.92
WRITE-IN.	12	23.08

CHAIRPERSON

Vote for not more than 1		
MARCELLA SALLY GEYER.	68	97.14
WRITE-IN.	2	2.86

PRECINCT REPORT

ELK COUNTY, PENNSYLVANIA
PRIMARY ELECTION
MAY 15, 2018
STATISTICS

OFFICAL RESULTS

RUN DATE:05/22/18 11:35 AM

0 ST. MARYS 6TH

VOTES PERCENT

REGISTERED VOTERS - TOTAL	919	
REGISTERED VOTERS - DEMOCRATIC	434	47.23
REGISTERED VOTERS - REPUBLICAN	370	40.26
BALLOTS CAST - TOTAL	120	
BALLOTS CAST - DEMOCRATIC	66	55.00
BALLOTS CAST - REPUBLICAN	54	45.00
VOTER TURNOUT - TOTAL		13.06
VOTER TURNOUT - DEMOCRATIC		15.21
VOTER TURNOUT - REPUBLICAN		14.59

PRECINCT REPORT

ELK COUNTY, PENNSYLVANIA
PRIMARY ELECTION
MAY 15, 2018
DEMOCRATIC

OFFICAL RESULTS

RUN DATE:05/22/18 11:35 AM

06 ST. MARYS 6TH

VOTES PERCENT

UNITED STATES SENATOR

Vote for not more than 1

BOB CASEY JR	55	98.21
WRITE-IN.	1	1.79

GOVERNOR

Vote for not more than 1

TOM WOLF.	43	95.56
WRITE-IN.	2	4.44

LIEUTENANT GOVERNOR

Vote for not more than 1

KATHI COZZONE	24	41.38
JOHN FETTERMAN.	25	43.10
MIKE STACK	4	6.90
RAY SOSA.	4	6.90
NINA AHMAD	0	
WRITE-IN.	1	1.72

REPRESENTATIVE IN CONGRESS 15TH DISTRICT

Vote for not more than 1

SUSAN BOSER.	45	73.77
WADE JODUN	14	22.95
WRITE-IN.	2	3.28

REPRESENTATIVE IN THE GENERAL ASSEMBLY 75TH DISTRICT

Vote for not more than 1

WRITE-IN.	17	100.00
-------------------	----	--------

STATE COMMITTEE

Vote for not more than 1

JAY NOTARIANNI.	51	100.00
WRITE-IN.	0	

COMMITTEE MEMBER ST MARYS 6TH

Vote for not more than 2

WRITE-IN.	4	100.00
-------------------	---	--------

RUN DATE:05/22/18 11:35 AM

0 ST. MARYS 6TH

VOTES PERCENT

UNITED STATES SENATOR

Vote for not more than 1

JIM CHRISTIANA.	28	52.83
LOU BARLETTA	25	47.17
WRITE-IN.	0	

GOVERNOR

Vote for not more than 1

SCOTT R WAGNER.	24	46.15
PAUL MANGO	8	15.38
LAURA ELLSWORTH	20	38.46
WRITE-IN.	0	

LIEUTENANT GOVERNOR

Vote for not more than 1

KATHY CODER.	19	35.85
DIANA IREY VAUGHAN	5	9.43
JEFF BARTOS.	17	32.08
PEG LUKSIK	12	22.64
WRITE-IN.	0	

REPRESENTATIVE IN CONGRESS 15TH DISTRICT

Vote for not more than 1

JOHN GT THOMPSON.	50	100.00
WRITE-IN.	0	

REPRESENTATIVE IN THE GENERAL ASSEMBLY 75TH DISTRICT

Vote for not more than 1

MATT GABLER.	52	98.11
WRITE-IN.	1	1.89

STATE COMMITTEE

Vote for not more than 1

MAURUS SORG.	34	91.89
WRITE-IN.	3	8.11

CHAIRPERSON

Vote for not more than 1

MARCELLA SALLY GEYER.	51	98.08
WRITE-IN.	1	1.92

PRECINCT REPORT

ELK COUNTY, PENNSYLVANIA
PRIMARY ELECTION
MAY 15, 2018
STATISTICS

OFFICAL RESULTS

RUN DATE:05/22/18 11:35 AM

0000 ST. MARYS 7TH

VOTES PERCENT

REGISTERED VOTERS - TOTAL	766	
REGISTERED VOTERS - DEMOCRATIC	353	46.08
REGISTERED VOTERS - REPUBLICAN	334	43.60
BALLOTS CAST - TOTAL	105	
BALLOTS CAST - DEMOCRATIC	42	40.00
BALLOTS CAST - REPUBLICAN	63	60.00
VOTER TURNOUT - TOTAL		13.71
VOTER TURNOUT - DEMOCRATIC		11.90
VOTER TURNOUT - REPUBLICAN		18.86

PRECINCT REPORT

ELK COUNTY, PENNSYLVANIA
PRIMARY ELECTION
MAY 15, 2018
DEMOCRATIC

OFFICAL RESULTS

RUN DATE:05/22/18 11:35 AM

08 ST. MARYS 7TH

VOTES PERCENT

UNITED STATES SENATOR

Vote for not more than 1

BOB CASEY JR	38	95.00
WRITE-IN.	2	5.00

GOVERNOR

Vote for not more than 1

TOM WOLF.	33	89.19
WRITE-IN.	4	10.81

LIEUTENANT GOVERNOR

Vote for not more than 1

KATHI COZZONE	13	31.71
JOHN FETTERMAN.	22	53.66
MIKE STACK	5	12.20
RAY SOSA.	0	
NINA AHMAD	1	2.44
WRITE-IN.	0	

REPRESENTATIVE IN CONGRESS 15TH DISTRICT

Vote for not more than 1

SUSAN BOSER.	26	65.00
WADE JODUN	14	35.00
WRITE-IN.	0	

REPRESENTATIVE IN THE GENERAL ASSEMBLY 75TH DISTRICT

Vote for not more than 1

WRITE-IN.	18	100.00
-------------------	----	--------

STATE COMMITTEE

Vote for not more than 1

JAY NOTARIANNI.	38	100.00
WRITE-IN.	0	

COMMITTEE MEMBER ST MARYS 7TH

Vote for not more than 2

WRITE-IN.	6	100.00
-------------------	---	--------

PRECINCT REPORT

ELK COUNTY, PENNSYLVANIA
PRIMARY ELECTION
MAY 15, 2018
REPUBLICAN

OFFICAL RESULTS

RUN DATE:05/22/18 11:35 AM

00 ST. MARYS 7TH

VOTES PERCENT

UNITED STATES SENATOR

Vote for not more than 1		
JIM CHRISTIANA.	34	59.65
LOU BARLETTA	23	40.35
WRITE-IN.	0	

GOVERNOR

Vote for not more than 1		
SCOTT R WAGNER.	33	53.23
PAUL MANGO	20	32.26
LAURA ELLSWORTH	9	14.52
WRITE-IN.	0	

LIEUTENANT GOVERNOR

Vote for not more than 1		
KATHY CODER.	21	35.00
DIANA IREY VAUGHAN	6	10.00
JEFF BARTOS.	27	45.00
PEG LUKSIK	6	10.00
WRITE-IN.	0	

REPRESENTATIVE IN CONGRESS 15TH DISTRICT

Vote for not more than 1		
ON GT THOMPSON.	59	98.33
WRITE-IN.	1	1.67

REPRESENTATIVE IN THE GENERAL ASSEMBLY 75TH DISTRICT

Vote for not more than 1		
MATT GABLER.	61	98.39
WRITE-IN.	1	1.61

STATE COMMITTEE

Vote for not more than 1		
MAURUS SORG.	27	64.29
WRITE-IN.	15	35.71

CHAIRPERSON

Vote for not more than 1		
MARCELLA SALLY GEYER.	62	100.00
WRITE-IN.	0	

PRECINCT REPORT

ELK COUNTY, PENNSYLVANIA
PRIMARY ELECTION
MAY 15, 2018
STATISTICS

OFFICAL RESULTS

RUN DATE:05/22/18 11:35 AM

0 ST. MARYS 8TH

VOTES PERCENT

REGISTERED VOTERS - TOTAL	1229	
REGISTERED VOTERS - DEMOCRATIC	506	41.17
REGISTERED VOTERS - REPUBLICAN	588	47.84
BALLOTS CAST - TOTAL	137	
BALLOTS CAST - DEMOCRATIC	54	39.42
BALLOTS CAST - REPUBLICAN	83	60.58
VOTER TURNOUT - TOTAL		11.15
VOTER TURNOUT - DEMOCRATIC		10.67
VOTER TURNOUT - REPUBLICAN		14.12

PRECINCT REPORT

ELK COUNTY, PENNSYLVANIA
PRIMARY ELECTION
MAY 15, 2018
DEMOCRATIC

OFFICAL RESULTS

RUN DATE:05/22/18 11:35 AM

00000 ST. MARYS 8TH

VOTES PERCENT

UNITED STATES SENATOR

Vote for not more than 1

BOB CASEY JR	49	100.00
WRITE-IN.	0	

GOVERNOR

Vote for not more than 1

TOM WOLF.	42	97.67
WRITE-IN.	1	2.33

LIEUTENANT GOVERNOR

Vote for not more than 1

KATHI COZZONE	13	27.08
JOHN FETTERMAN.	28	58.33
MIKE STACK	2	4.17
RAY SOSA.	2	4.17
NINA AHMAD	3	6.25
WRITE-IN.	0	

REPRESENTATIVE IN CONGRESS 15TH DISTRICT

Vote for not more than 1

SUSAN BOSER.	34	66.67
WADE JODUN	16	31.37
WRITE-IN.	1	1.96

REPRESENTATIVE IN THE GENERAL ASSEMBLY 75TH DISTRICT

Vote for not more than 1

WRITE-IN.	15	100.00
-------------------	----	--------

STATE COMMITTEE

Vote for not more than 1

JAY NOTARIANNI.	50	100.00
WRITE-IN.	0	

COMMITTEE MEMBER ST MARYS 8TH

Vote for not more than 2

GAIL SHTURTZ	51	94.44
WRITE-IN.	3	5.56

PRECINCT REPORT

ELK COUNTY, PENNSYLVANIA
PRIMARY ELECTION
MAY 15, 2018
REPUBLICAN

OFFICAL RESULTS

RUN DATE:05/22/18 11:35 AM

00 ST. MARYS 8TH

VOTES PERCENT

UNITED STATES SENATOR

Vote for not more than 1		
JIM CHRISTIANA.	28	39.44
LOU BARLETTA	42	59.15
WRITE-IN.	1	1.41

GOVERNOR

Vote for not more than 1		
SCOTT R WAGNER.	44	55.00
PAUL MANGO	13	16.25
LAURA ELLSWORTH	23	28.75
WRITE-IN.	0	

LIEUTENANT GOVERNOR

Vote for not more than 1		
KATHY CODER.	14	18.67
DIANA IREY VAUGHAN	4	5.33
JEFF BARTOS.	36	48.00
PEG LUKSIK	21	28.00
WRITE-IN.	0	

REPRESENTATIVE IN CONGRESS 15TH DISTRICT

Vote for not more than 1		
GT THOMPSON.	75	100.00
WRITE-IN.	0	

REPRESENTATIVE IN THE GENERAL ASSEMBLY 75TH DISTRICT

Vote for not more than 1		
MATT GABLER.	78	100.00
WRITE-IN.	0	

STATE COMMITTEE

Vote for not more than 1		
MAURUS SORG.	29	74.36
WRITE-IN.	10	25.64

CHAIRPERSON

Vote for not more than 1		
MARCELLA SALLY GEYER.	69	95.83
WRITE-IN.	3	4.17

PRECINCT REPORT

ELK COUNTY, PENNSYLVANIA
PRIMARY ELECTION
MAY 15, 2018
STATISTICS

OFFICAL RESULTS

RUN DATE:05/22/18 11:35 AM

0 ST. MARYS 9TH

VOTES PERCENT

REGISTERED VOTERS - TOTAL	814	
REGISTERED VOTERS - DEMOCRATIC	344	42.26
REGISTERED VOTERS - REPUBLICAN	367	45.09
BALLOTS CAST - TOTAL	150	
BALLOTS CAST - DEMOCRATIC	60	40.00
BALLOTS CAST - REPUBLICAN	90	60.00
VOTER TURNOUT - TOTAL	18.43	
VOTER TURNOUT - DEMOCRATIC.	17.44	
VOTER TURNOUT - REPUBLICAN.	24.52	

PRECINCT REPORT

ELK COUNTY, PENNSYLVANIA
PRIMARY ELECTION
MAY 15, 2018
DEMOCRATIC

OFFICIAL RESULTS

RUN DATE:05/22/18 11:35 AM

06 ST. MARYS 9TH

VOTES PERCENT

UNITED STATES SENATOR

Vote for not more than 1

BOB CASEY JR	45	90.00
WRITE-IN.	5	10.00

GOVERNOR

Vote for not more than 1

TOM WOLF.	39	88.64
WRITE-IN.	5	11.36

LIEUTENANT GOVERNOR

Vote for not more than 1

KATHI COZZONE	17	30.91
JOHN FETTERMAN.	29	52.73
MIKE STACK	2	3.64
RAY SOSA.	1	1.82
NINA AHMAD	3	5.45
WRITE-IN.	3	5.45

REPRESENTATIVE IN CONGRESS 15TH DISTRICT

Vote for not more than 1

SUSAN BOSER.	40	75.47
WADE JODUN	11	20.75
WRITE-IN.	2	3.77

REPRESENTATIVE IN THE GENERAL ASSEMBLY 75TH DISTRICT

Vote for not more than 1

WRITE-IN.	14	100.00
-------------------	----	--------

STATE COMMITTEE

Vote for not more than 1

JAY NOTARIANNI.	52	98.11
WRITE-IN.	1	1.89

COMMITTEE MEMBER ST MARYS 9TH

Vote for not more than 2

MARGIE BROWN	58	95.08
WRITE-IN.	3	4.92

PRECINCT REPORT

ELK COUNTY, PENNSYLVANIA
PRIMARY ELECTION
MAY 15, 2018
REPUBLICAN

OFFICIAL RESULTS

RUN DATE:05/22/18 11:35 AM

06 ST. MARYS 9TH

VOTES PERCENT

UNITED STATES SENATOR

Vote for not more than 1

JIM CHRISTIANA.	47	55.29
LOU BARLETTA	36	42.35
WRITE-IN.	2	2.35

GOVERNOR

Vote for not more than 1

SCOTT R WAGNER.	42	47.73
PAUL MANGO	24	27.27
LAURA ELLSWORTH	20	22.73
WRITE-IN.	2	2.27

LIEUTENANT GOVERNOR

Vote for not more than 1

KATHY CODER.	23	27.71
DIANA IREY VAUGHAN	10	12.05
JEFF BARTOS.	32	38.55
PEG LUKSIK	17	20.48
WRITE-IN.	1	1.20

REPRESENTATIVE IN CONGRESS 15TH DISTRICT

Vote for not more than 1

ON GT THOMPSON.	84	98.82
WRITE-IN.	1	1.18

REPRESENTATIVE IN THE GENERAL ASSEMBLY 75TH DISTRICT

Vote for not more than 1

MATT GABLER.	84	97.67
WRITE-IN.	2	2.33

STATE COMMITTEE


Vote for not more than 1

MAURUS SORG.	48	77.42
WRITE-IN.	14	22.58

CHAIRPERSON

Vote for not more than 1

MARCELLA SALLY GEYER.	74	100.00
WRITE-IN.	0	



WRITE-IN REPORT BY PRECINCT

DATE: 05/17/18 12:58 PM

PRIMARY ELECTION
MAY 15, 2018
PRECINCT 1 - BENEZETTE

ELECTION ID: 18PPAELK

CONTESTS

CANDIDATES

DEM - GOVERNOR

SCOTT R WAGNER
Total 1

DEM - REPRESENTATIVE IN CONGRESS

WAGNER
Total 1

GLEN THOMPSON
Total 1

DEM - REPRESENTATIVE IN THE GENERAL ASSE

MATT GABLER
Total 1

MATT GABLER
MATT GABLER
MATT GABLER
Total 3

REP - CHAIRPERSON

BILL OVERTURF
Total 1

REP - REPRESENTATIVE IN CONGRESS

RALPH DUSSIA
Total 1

WRITE-IN REPORT BY PRECINCT

RUN DATE: 05/17/18 12:58 PM

PRIMARY ELECTION
MAY 15, 2018
PRECINCT 2 - FOX #1

ELECTION ID: 18PPAELK

CONTESTS

CANDIDATES

DEM - GOVERNOR

ELLSWORTH
Total 1

MIKE STACK
Total 1

PETTERON
Total 1

SCOTT WAGNER
SCOTT WAGNER
SCOTT WAGNER
SCOTT WAGNER
Total 4

DEM - PCT0002 COMMITTEE MEMBER

>LOU
Total 1

LOU
Total 1

DEM - REPRESENTATIVE IN CONGRESS

DR JOHN JOYCE
Total 1

GLENN THOMPSON
GLENN THOMPSON
Total 2

MATT GABLER
Total 1

DEM - REPRESENTATIVE IN THE GENERAL ASSE

DAN SURRA
DAN SURRA
DAN SURRA
DAN SURRA
Total 4

Jay Notarianni (1)

DOUG SURRA
Total 1

GABLER
Total 1

JOE BLOW
Total 1

JOHN GLANTZ
Total 1

LOU
Total 1

MARK QUAGLIANI
Total 1

MATT GABLER
MATT GABLER
Total 2

MATT GABBLER

WRITE-IN REPORT BY PRECINCT

RUN DATE: 05/17/18 12:58 PM

CONTESTS

PRIMARY ELECTION
MAY 15, 2018
PRECINCT 2 - FOX #1

ELECTION ID: 18PPAELK

CANDIDATES
Total 1

MATT GABLER
MATT GABLER
MATT GABLER
MATT GABLER
MATT GABLER
MATT GABLER
MATT GABLER
MATT GABLER
MATT GABLER
MATT GABLER
MATT GABLER
MATT GABLER
MATT GABLER
MATT GABLER
MATT GABLER
MATT GABLER
Total 15

MATT GALBER
Total 1

MATT GOBLER
Total 1

MATTGOBLER
Total 1

MATTHEW GABLER
Total 1

DEM - STATE COMMITTEE

LOU
Total 1

DEM - UNITED STATES SENATOR

LOU
Total 1

WADE JODUN
Total 1

REP - GOVERNOR

WOLFE
Total 1

REP - STATE COMMITTEE

G EARLE
Total 1

Marcella Sally Geyer (2)

GREG EARLE
Total 1

REP - UNITED STATES SENATOR

STEVE BLOOM
Total 1

CONTESTS

MULTIPLE WRITE-IN PER CONTEST -
CANDIDATES

DEM - PCT0002 COMMITTEE MEMBER

>LOU
LOU

WRITE-IN REPORT BY PRECINCT

RUN DATE:05/17/18 12:58 PM

CONTESTS

DEM - GOVERNOR

PRIMARY ELECTION
MAY 15, 2018
PRECINCT 3 - FOX #2

ELECTION ID: 18PPAELK

CANDIDATES

...
Total 1

JOHN GLANTZ
Total 1

LAURA ELLSWORTH
LAURA ELLSWORTH
Total 2

MATT GABLER
Total 1

NO
Total 1

PAUL MANGO
Total 1

SCOTT WAGNER
SCOTT WAGNER
SCOTT WAGNER
SCOTT WAGNER
SCOTT WAGNER
SCOTT WAGNER
Total 6

WAGNER
Total 1

...
Total 1

JEFF BARTOS
Total 1

MARLENE GLANTZ
Total 1

>MARLENE GLANTZ
>MARLENE GLANTZ
Total 2

>MIKE KELLER
Total 1

>RICH SCHWEIKERT
Total 1

>TIM SMITH
Total 1

DAN SURRA
Total 1

JILL PRITT
Total 1

JOHN GLANTZ
JOHN GLANTZ

DEM - LT. GOVERNOR

DEM - PCT0003 COMMITTEE MEMBER

WRITE-IN REPORT BY PRECINCT

RUN DATE: 05/17/18 12:58 PM

PRIMARY ELECTION
MAY 15, 2018
PRECINCT 3 - FOX #2

ELECTION ID: 18PPAELK

CONTESTS

CANDIDATES
Total 2

JOHN JOYCE
Total 1

MARCELLA GEYE
Total 1

MARCELLA GEYER
Total 1

MARCELLA SALLY GETER
Total 1

MARLENE GLANTZ
Total 1

SALLY GEYER
Total 1

TOM JONES
Total 1

GLENN GT THOMPSON
GLENN GT THOMPSON
Total 2

GLENN THOMPSON
Total 1

MARLENE GLANTZ
Total 1

MATT GABLER
Total 1

STEVE BLOOM
Total 1

DAN SURRA
DAN SURRA
Total 2

MARLENE GLANTZ
Total 1

MATT GABLER
MATT GABLER
MATT GABLER
MATT GABLER
MATT GABLER
MATT GABLER
MATT GABLER
MATT GABLER
MATT GABLER
MATT GABLER
MATT GABLER
MATT GABLER
MATT GABLER
MATT GABLER

DEM - REPRESENTATIVE IN CONGRESS

DEM - REPRESENTATIVE IN THE GENERAL ASSE

WRITE-IN REPORT BY PRECINCT

RUN DATE: 05/17/18 12:58 PM

PRIMARY ELECTION
MAY 15, 2018
PRECINCT 3 - FOX #2

ELECTION ID: 18PPAELK

CONTESTS

CANDIDATES

DEM - STATE COMMITTEE

DEM - UNITED STATES SENATOR

REP - CHAIRPERSON

REP - GOVERNOR

MATT GABLER	
MATT GABLER	
MATT GABLER	
MATT GABLER	
MATT GABLER	
MATT GABLER	
MATT GABLER	
MATT GABLER	
MATT GABLER	
MATT GABLER	
MATT GABLER	
MATT GABLER	
MATT GABLER	
MATT GABLER	
MATT GABLER	
MATT GABLER	
MATT GABLER	
MATT GABLER	
Total	30

MATT QUESSNBERRY	
Total	1

MATTHEW QUESSNBERRY SR.	
Total	1

RON BEIML	
Total	1

WADE JODUN	
Total	1

JOHN GLANTZ	
Total	1

MARUCUS SORG	
Total	1

BARETTA	
Total	1

JIM CHRISTIANA	
Total	1

JOHN GLANTZ	
Total	1

MARK PINSLEY	
Total	1

NONE	
Total	1

TOM MATTUIZ	
Total	1

KENNETH NEUREITER	
Total	1

TOM WOLF	
Total	1

WRITE-IN REPORT BY PRECINCT

RUN DATE:05/17/18 12:58 PM

PRIMARY ELECTION
MAY 15, 2018
PRECINCT 3 - FOX #2

ELECTION ID: 18PPAELK

CONTESTS

CANDIDATES

REP - REPRESENTATIVE IN CONGRESS

WADE JODUN
Total 1

REP - REPRESENTATIVE IN THE GENERAL ASSE

DAN SURRA
Total 1

JOE DOE
Total 1

KENNETH NEUREITER
Total 1

MIKE KELLER
Total 1

PATRICK G MCMACKIN
Total 1

REP - STATE COMMITTEE

CLY HORNING
Total 1

DAVE GECI
Total 1

EARLE
Total 1

GREG EARIE
Total 1

GREG EARL
Total 1

JAY NOTARIANNI
Total 1

JOE LARGEY
Total 1

MASON CATALONE
Total 1

PATRICK S MCMACKIN
Total 1

SORG
Total 1

REP - UNITED STATES SENATOR

BOB CASEY JR
Total 1

CONTESTS

MULTIPLE WRITE-IN PER CONTEST -
CANDIDATES

DEM - PCT0003 COMMITTEE MEMBER

>MARLENE GLANTZ
>MARLENE GLANTZ
>MIKE KELLER
>RICH SCHWEIKERT
>TIM SMITH
JILL PRITT

WRITE-IN REPORT BY PRECINCT

RUN DATE: 05/17/18 12:58 PM

CONTESTS

PRIMARY ELECTION
MAY 15, 2018
PRECINCT 3 - FOX #2

ELECTION ID: 18PPAELK

CANDIDATES

JOHN GLANTZ
JOHN GLANTZ
MARLENE GLANTZ
TOM JONES

WRITE-IN REPORT BY PRECINCT

RUN DATE: 05/17/18 12:58 PM

PRIMARY ELECTION
MAY 15, 2018
PRECINCT 4 - HIGHLAND

ELECTION ID: 18PPAELK

CONTESTS

MUNHIGH HIGHLAND TWP SUPERVISOR

CANDIDATES

GLEN HULINGS
Total 1

GLENN HULINGS
Total 1

WRITE-IN REPORT BY PRECINCT

PRIMARY ELECTION
MAY 15, 2018
PRECINCT 5 - JAMES CITY

ELECTION ID: 18PPAELK

RUN DATE:05/17/18 12:58 PM

CONTESTS

CANDIDATES

DEM - GOVERNOR

TOM WAGNOR
Total 1

DEM - PCT0005 COMMITTEE MEMBER

JOHN SMITH
Total 1

DEM - REPRESENTATIVE IN CONGRESS

TOMMAS EDDINGER
Total 1

DEM - REPRESENTATIVE IN THE GENERAL ASSE

MARYANNE COLE
Total 1

MUNHIGH HIGHLAND TWP SUPERVISOR

GLEN HULINGS
Total 1

TOM ORZETTI
Total 1

GLEN HULING
Total 1

GLEN HULINGS
GLEN HULINGS
GLEN HULINGS
GLEN HULINGS
GLEN HULINGS
GLEN HULINGS
GLEN HULINGS
Total 7

TOM ORZETTI
TOM ORZETTI
Total 2

REP - REPRESENTATIVE IN CONGRESS

GLEN HULINGS
Total 1

WRITE-IN REPORT BY PRECINCT

RUN DATE: 05/17/18 12:58 PM

PRIMARY ELECTION
MAY 15, 2018
PRECINCT 6 - HORTON NORTH

ELECTION ID: 18PPAELK

CONTESTS

CANDIDATES

DEM - GOVERNOR	SCOTT R. WAGNER Total	1
	WAGNER Total	1
DEM - PCT0006 COMMITTEE MEMBER	LEVIDONAHUE Total	1
DEM - REPRESENTATIVE IN CONGRESS	GLENN ST. THOMPSON Total	1
	MATT GABLER Total	1
DEM - REPRESENTATIVE IN THE GENERAL ASSE	MATT GABLER MATT GABLER Total	2
	MATT GOBLER Total	1
DEM - UNITED STATES SENATOR	JIM CHRISTIANA Total	1
REP - GOVERNOR	JOHN JOYCE Total	1
REP - STATE COMMITTEE	GREG EARLE GREG EARLE Total	2

WRITE-IN REPORT BY PRECINCT

RUN DATE: 05/17/18 12:58 PM

PRIMARY ELECTION
MAY 15, 2018
PRECINCT 7 - HORTON SOUTH

ELECTION ID: 18PPAELK

CONTESTS

CANDIDATES

DEM - GOVERNOR

LAURA ELLSWORTH
Total 1

LAURA ELLESWORTH
Total 1

SCOTT RW
Total 1

DEM - REPRESENTATIVE IN THE GENERAL ASSE

MATT GABLER
Total 1

REP - GOVERNOR

TOM WOLF
Total 1

WRITE-IN REPORT BY PRECINCT

RUN DATE:05/17/18 12:58 PM

CONTESTS

DEM - GOVERNOR

DEM - LT. GOVERNOR

DEM - PCT0008 COMMITTEE MEMBER

PRIMARY ELECTION
MAY 15, 2018
PRECINCT 8 - JAY TWP

ELECTION ID: 18PPAELK

CANDIDATES

JOE MCLEE	
Total	1
LAURA ELLSWORTH	
Total	1
MATT GABLER	
Total	1
PAUL MANGO	
PAUL MANGO	
Total	2
SCOTT R WAGNER	
Total	1
JEFF BARTTOS	
Total	1
KATHY CODER	
Total	1
>BECKY BRICEN	
Total	1
>GLORIA BEIIGI	
Total	1
>XXX	
Total	1
BEN COPPOLO	
Total	1
BRAD ANDERSON	
Total	1
DONNA A	
Total	1
JAMES P. ALLEGRETTO	
Total	1
JOHN BRICEN	
Total	1
MARCELLA GEYER	
Total	1
MARCELLA SALLY GEYER	
Total	1
MATT GABLER	
Total	1
MAURUS SORG	
Total	1
XXX	
Total	1

DEM - REPRESENTATIVE IN CONGRESS

GLENN GT THOMPSON

WRITE-IN REPORT BY PRECINCT

RUN DATE:05/17/18 12:58 PM

PRIMARY ELECTION
MAY 15, 2018
PRECINCT 8 - JAY TWP

ELECTION ID: 18PPAELK

CONTESTS

DEM - REPRESENTATIVE IN THE GENERAL ASSE

CANDIDATES
Total 1

MATT GABLER
Total 1

ANYONE BUT MATT
Total 1

DAN SURRA
DAN SURRA
Total 2

DONNA A
Total 1

FRANK STRAUB
Total 1

GLENN GT THOPSON
Total 1

JAMES P. ALLEGRETTO
Total 1

JAY NOTORIANNI
Total 1

JOHN BRICEN
Total 1

MATT GABLER
MATT GABLER
MATT GABLER
MATT GABLER
MATT GABLER
MATT GABLER
MATT GABLER
MATT GABLER
MATT GABLER
Total 9

PAUL LUCORE
Total 1

XXX
Total 1

MATT GABLER
Total 1

MAURUS BURG
Total 1

JOHN DOE
Total 1

JOHN DOE
Total 1

GREG EARL

DEM - STATE COMMITTEE

REP - REPRESENTATIVE IN CONGRESS

REP - REPRESENTATIVE IN THE GENERAL ASSE

REP - STATE COMMITTEE

WRITE-IN REPORT BY PRECINCT

RUN DATE:05/17/18 12:58 PM

PRIMARY ELECTION
MAY 15, 2018
PRECINCT 8 - JAY TWP

ELECTION ID: 18PPAELK

CONTESTS

CANDIDATES
Total 1

GREG EARLE
GREG EARLE
GREG EARLE
Total 3

GREG-EARL
Total 1

SCARNOTI
Total 1

REP - UNITED STATES SENATOR

CONTESTS

MULTIPLE WRITE-IN PER CONTEST-
CANDIDATES

DEM - PCT0008 COMMITTEE MEMBER

>BECKY BRICEN
>GLORIA BEIIGI
>XXX
BEN COPPOLO
JOHN BRICEN
XXX

WRITE-IN REPORT BY PRECINCT

RUN DATE: 05/17/18 12:58 PM

PRIMARY ELECTION
MAY 15, 2018
PRECINCT 10 - WILCOX

ELECTION ID: 18PPAELK

CONTESTS

CANDIDATES

DEM - GOVERNOR

ANYONE ELSE
Total 1

MATT GABLER
Total 1

PAUL MANGO
PAUL MANGO
Total 2

DEM - LT. GOVERNOR

BRAINDEAD
Total 1

KATHY CODER
Total 1

PEG LUSIK
Total 1

DEM - PCT0010 COMMITTEE MEMBER

>MATT GABLER
Total 1

MARCELLA SALLY GEYER
Total 1

MATT GABLER
Total 1

DEM - REPRESENTATIVE IN CONGRESS

ANY REP
Total 1

GLEN THOMPSON
GLEN THOMPSON
Total 2

GLEN THOMSON
Total 1

GLENN GT THOMPSON
Total 1

GLENN THOMPSON
Total 1

MAT---GABLE
Total 1

MATT GABLER
MATT GABLER
Total 2

DEM - REPRESENTATIVE IN THE GENERAL ASSE

ANY REP
Total 1

GABLER
Total 1

JAY NOTARIANNI
Total 1

Jay Notarianni ①

WRITE-IN REPORT BY PRECINCT

RUN DATE: 05/17/18 12:58 PM

PRIMARY ELECTION
MAY 15, 2018
PRECINCT 10 - WILCOX

ELECTION ID: 18PPAELK

CONTESTS

CANDIDATES

CONTESTS	CANDIDATES	
	MATT GABLER	
	Total	1
	MATT GABLER	
	MATT GABLER	
	MATT GABLER	
	MATT GABLER	
	MATT GABLER	
	MATT GABLER	
	MATT GABLER	
	MATT GABLER	
	MATT GABLER	
	MATT GABLER	
	MATT GABLER	
	MATT GABLER	
	MATT GABLER	
	MATT GABLER	
	MATT GABLER	
	MATT GABLER	
	MATT GABLER	
	MATT GABLER	
	MATT GABLER	
	Total	21
	MATT-GABLER	
	Total	1
DEM - STATE COMMITTEE	MATT GABLER	
	Total	1
DEM - UNITED STATES SENATOR	DR DOLITTLE	
	Total	1
	LOU BARLETTA	
	LOU BARLETTA	
	Total	2
	MATT GABLER	
	Total	1
REP - REPRESENTATIVE IN CONGRESS	DAVID SALLACK	
	Total	1
	Laurie Storrar	
	Total	1
	DAVE SALLACK	
	Total	1
	DAVID SALLACK	
	Total	1
	MICKEY MOUSE	
	Total	1
REP - UNITED STATES SENATOR	ROBERT CASEY	
	Total	1

WRITE-IN REPORT BY PRECINCT

RUN DATE: 05/17/18 12:58 PM

PRIMARY ELECTION
MAY 15, 2018
PRECINCT 10 - WILCOX

ELECTION ID: 18PPAELK

CONTESTS

CANDIDATES

CONTESTS

MULTIPLE WRITE-IN PER CONTEST -
CANDIDATES

DEM - PCT0010 COMMITTEE MEMBER

>MATT GABLER
MATT GABLER

WRITE-IN REPORT BY PRECINCT

RUN DATE: 05/17/18 12:58 PM

PRIMARY ELECTION
MAY 15, 2018
PRECINCT 11 - MILLSTONE

ELECTION ID: 18PPAELK

CONTESTS

DEM - REPRESENTATIVE IN CONGRESS

DEM - REPRESENTATIVE IN THE GENERAL ASSE

CANDIDATES

GLENN THOMPSON
GLENN THOMPSON
GLENN THOMPSON
GLENN THOMPSON
Total 4

MATT GABLER
MATT GABLER
MATT GABLER
MATT GABLER
Total 4

WRITE-IN REPORT BY PRECINCT

RUN DATE: 05/17/18 12:58 PM

PRIMARY ELECTION
MAY 15, 2018
PRECINCT 12 - NORTH RIDGWAY TWP

ELECTION ID: 18PPAELK

CONTESTS

CANDIDATES

DEM - GOVERNOR

LAURA ELLSWORTH
Total 1

DEM - PCT0012 COMMITTEE MEMBER

DANIEL WARMBRODT
Total 1

DEM - REPRESENTATIVE IN CONGRESS

GLENN THOMPSON
Total 1

DEM - REPRESENTATIVE IN THE GENERAL ASSE

MATT GABLER
MATT GABLER
MATT GABLER
Total 3

WRITE-IN REPORT BY PRECINCT

RUN DATE: 05/17/18 12:58 PM

PRIMARY ELECTION
MAY 15, 2018
PRECINCT 13 - SOUTH RIDGWAY TWP

ELECTION ID: 18PPAELK

CONTESTS

CANDIDATES

DEM - GOVERNOR

PAUL MANGO
PAUL MANGO
Total 2

SCOTT WAGNER
SCOTT WAGNER
Total 2

DEM - LT. GOVERNOR

JEFF BARTOS
JEFF BARTOS
Total 2

DEM - PCT0013 COMMITTEE MEMBER

>TIM JOHNSON
Total 1

>VERONICA A. JOINER
Total 1

GLENN ANDERSON
Total 1

JACK CYPHER
JACK CYPHER
Total 2

JACK CYPERT
Total 1

JACK CYPHER
JACK CYPHER
Total 2

JACK CYPHER
JACK CYPHER
JACK CYPHER
JACK CYPHER
Total 4

JAY NOTARIANNI
Total 1

JOHN F. PONTZER
Total 1

MICKY MOOSE
Total 1

DEM - REPRESENTATIVE IN CONGRESS

GLEN THOMPSON
Total 1

GLENN GT THOMPSON
Total 1

JOHN JOYCE
Total 1

DEM - REPRESENTATIVE IN THE GENERAL ASSE

JAY NOTARIANNI
Total 1

JEFF SWANSON

WRITE-IN REPORT BY PRECINCT

RUN DATE:05/17/18 12:58 PM

PRIMARY ELECTION
MAY 15, 2018
PRECINCT 13 - SOUTH RIDGWAY TWP

ELECTION ID: 18PPAELK

CONTESTS

CANDIDATES
Total 1

MATT GABLER
MATT GABLER
MATT GABLER
MATT GABLER
MATT GABLER
MATT GABLER
MATT GABLER
MATT GABLER
MATT GABLER
MATT GABLER
Total 11

MATT GBLER
Total 1

VERONICA A. JOINER
Total 1

DEM - STATE COMMITTEE

MAT GABLER
Total 1

DEM - UNITED STATES SENATOR

LOU BARLETTA
Total 1

REP - CHAIRPERSON

GREG EARLE
GREG EARLE
Total 2

JACK CYFERT
Total 1

REP - GOVERNOR

TOM WOLF
Total 1

REP - LT. GOVERNOR

FEDDERMAN
Total 1

KATHI COZZONE
Total 1

REP - REPRESENTATIVE IN CONGRESS

WADE JODUN
Total 1

REP - REPRESENTATIVE IN THE GENERAL ASSE

JAY NOTARIANNI
Total 1

MATT GABLER
Total 1

THE PEOPLE'
Total 1

REP - STATE COMMITTEE

CHARLES RICHARDS
Total 1

EARLE
Total 1

GREG EARL

WRITE-IN REPORT BY PRECINCT

PRIMARY ELECTION
MAY 15, 2018
PRECINCT 13 - SOUTH RIDGWAY TWP

ELECTION ID: 18PPAELK

RUN DATE:05/17/18 12:58 PM

CONTESTS

CANDIDATES

GREG EARL
Total 2

GREG EARLE
GREG EARLE
GREG EARLE
GREG EARLE
GREG EARLE
Total 5

GREG ERLE
Total 1

GREGEARLE
Total 1

GREGORY EARLE
Total 1

JAY NOTARIANNI
Total 1

BOB CASEY
Total 1

REP - UNITED STATES SENATOR

CONTESTS

MULTIPLE WRITE-IN PER CONTEST-
CANDIDATES

DEM - PCT0013 COMMITTEE MEMBER

>TIM JOHNSON
>VERONICA A. JOINER
GLENN ANDERSON
MICKY MOOSE

WRITE-IN REPORT BY PRECINCT

RUN DATE: 05/17/18 12:58 PM

PRIMARY ELECTION
MAY 15, 2018
PRECINCT 14 - SPRING CREEK TWP

ELECTION ID: 18PPAELK

CONTESTS

CANDIDATES

DEM - PCT0014 COMMITTEE MEMBER

>BETTY E CONSOLO
Total 1

BETTY E CONSOLO
Total 1

DEM - REPRESENTATIVE IN THE GENERAL ASSE

BETTY E CONSOLO
Total 1

DEM - STATE COMMITTEE

BETTY E CONSOLO
Total 1

REP - GOVERNOR

TOM WOLF
Total 1

REP - STATE COMMITTEE

GRACE JESBERGER
Total 1

CONTESTS

MULTIPLE WRITE-IN PER CONTEST-
CANDIDATES

DEM - PCT0014 COMMITTEE MEMBER

>BETTY E CONSOLO
BETTY E CONSOLO

WRITE-IN REPORT BY PRECINCT

PRIMARY ELECTION
MAY 15, 2018
PRECINCT 15 - JOHNSONBURG 1ST

ELECTION ID: 18PPAELK

CONTESTS

CANDIDATES

DEM - GOVERNOR	BARBARA KENNEDY Total	1
	ELLERSON Total	1
	MANGO Total	1
	SCOTT WAGNER Total	1
DEM - PCT0015 COMMITTEE MEMBER	MATT GABLER Total	1
DEM - REPRESENTATIVE IN THE GENERAL ASSE	JAY NOTARIANNI Total	1
	MATT GABLER MATT GABLER Total	2
	RYAN L MILLER Total	1
DEM - STATE COMMITTEE	ANYBODY Total	1
DEM - UNITED STATES SENATOR	BARBARA KENNEDY Total	1
REP - CHAIRPERSON	GREG EARLE Total	1
REP - GOVERNOR	TOM WOLF Total	1
REP - LT. GOVERNOR	JOHN FETTERMAN Total	1
REP - REPRESENTATIVE IN CONGRESS	SUSAN BOSER Total	1
REP - REPRESENTATIVE IN THE GENERAL ASSE	JAY NOTARIANNI Total	1
REP - STATE COMMITTEE	DUWANE DUFFY Total	1
	GREG EARLE Total	1
	JAY NOTARIANNI Total	1
	JOHN TARTAL Total	1
REP - UNITED STATES SENATOR	BOB CASEY JR Total	1

WRITE-IN REPORT BY PRECINCT

RUN DATE:05/17/18 12:58 PM

PRIMARY ELECTION
MAY 15, 2018
PRECINCT 16 - JOHNSONBURG 2ND

ELECTION ID: 18PPAELK

CONTESTS

DEM - GOVERNOR

CANDIDATES

LAURA ELLSWORTH
Total 1

MATT GABLER
Total 1

SCOTT WAGNER
Total 1

MARY POLASKI
Total 1

MATT GABLER
Total 1

DAN FREEBURG
Total 1

MATT GABLER
Total 1

MATT GABLER
Total 1

MATT ABLER
Total 1

MATT GABLER
MATT GABLER
MATT GABLER
MATT GABLER
MATT GABLER
MATT GABLER
MATT GABLER
MATT GABLER
MATT GABLER
Total 9

DEM - PCT0016 COMMITTEE MEMBER

DEM - REPRESENTATIVE IN CONGRESS

DEM - REPRESENTATIVE IN THE GENERAL ASSE

CONTESTS

MULTIPLE WRITE-IN PER CONTEST -
CANDIDATES

DEM - REPRESENTATIVE IN THE GENERAL ASSE

MATT GABLER
MATT GABLER

WRITE-IN REPORT BY PRECINCT

RUN DATE:05/17/18 12:58 PM

PRIMARY ELECTION
MAY 15, 2018
PRECINCT 17 - JOHNSONBURG 3RD

ELECTION ID: 18PPAELK

CONTESTS

CANDIDATES

DEM - GOVERNOR

LAURA ELLSWORTH
LAURA ELLSWORTH
LAURA ELLSWORTH
Total 3

WAGNER
Total 1

DEM - REPRESENTATIVE IN THE GENERAL ASSE

JAY NOTARIANNE
Total 1

JAY NOTARRIANI
Total 1

MATT GABLER
MATT GABLER
MATT GABLER
Total 3

DEM - STATE COMMITTEE

MATT GABLER
Total 1

REP - STATE COMMITTEE

GREG EARL
Total 1

GREG EARLE
GREG EARLE
GREG EARLE
Total 3

JOSEPH LARGEY
Total 1

WRITE-IN REPORT BY PRECINCT

RUN DATE: 05/17/18 12:58 PM

PRIMARY ELECTION
MAY 15, 2018
PRECINCT 18 - JOHNSONBURG 4TH

ELECTION ID: 18PPAELK

CONTESTS

DEM - GOVERNOR

Wagner ①

DEM - REPRESENTATIVE IN THE GENERAL ASSE

DEM - STATE COMMITTEE

REP - STATE COMMITTEE

CANDIDATES

ANYONE BUT WOLF
Total 1

JACK WAGER
Total 1

MATT GABLER
Total 1

MATT GABLER
MATT GABLER
MATT GABLER
MATT GABLER
MATT GABLER
MATT GABLER
Total

6 + 1 = ⑦

MATT GABLER
Total 1

EARLE GERG
Total 1

Dem - Congress
John Joyce ①

WRITE-IN REPORT BY PRECINCT

RUN DATE:05/17/18 12:58 PM

PRIMARY ELECTION
MAY 15, 2018
PRECINCT 19 - RIDGWAY 1ST

ELECTION ID: 18PPAELK

CONTESTS

CANDIDATES

DEM - GOVERNOR	PAUL MANGO Total	1
	SCOTT-R-WAGNER Total	1
DEM - PCT0019 COMMITTEE MEMBER	NICOLE OLIN Total	1
	NICOLE OLIN NICOLE OLIN NICOLE OLIN NICOLE OLIN NICOLE OLIN Total	5
DEM - REPRESENTATIVE IN THE GENERAL ASSE	MATT GABLER MATT GABLER Total	2
DEM - STATE COMMITTEE	MATT-GABLER Total	1
	NICOLE OLIN Total	1
REP - STATE COMMITTEE	GREG EARLE Total	1
	GREY Total	1
REP - UNITED STATES SENATOR	BOB CASEY JR Total	1

WRITE-IN REPORT BY PRECINCT

RUN DATE:05/17/18 12:58 PM

PRIMARY ELECTION
MAY 15, 2018
PRECINCT 20 - RIDGWAY 2ND

ELECTION ID: 18PPAELK

CONTESTS

DEM - GOVERNOR

CANDIDATES

CONOR LAMB
Total 1

LAURA ELLSWORTH
LAURA ELLSWORTH
Total 2

MARK DIETZ
Total 1

PAUL MANGO
Total 1

SCOTT R WAGNER
SCOTT R WAGNER
Total 2

>JANE DOE
Total 1

>MARK ARMANINI
Total 1

>NONE
Total 1

>PATRICIA HOH
Total 1

ARIELLE ROKOSKY
Total 1

DAN SURRA
Total 1

DAVID HORN
Total 1

DONALD AIRGOOD
Total 1

ED LAVALLE
Total 1

GARY GERBER
Total 1

MARCELLA SALLY GEYER
Total 1

MATT GABLER
Total 1

MIKE SHREFLER
Total 1

NICOLE OLIN COMBS
Total 1

PADRAIC MCGRATH

DEM - PCT0020 COMMITTEE MEMBER

WRITE-IN REPORT BY PRECINCT

RUN DATE:05/17/18 12:58 PM

PRIMARY ELECTION
MAY 15, 2018
PRECINCT 20 - RIDGWAY 2ND

ELECTION ID: 18PPAELK

CONTESTS

CANDIDATES
Total 1

DEM - REPRESENTATIVE IN CONGRESS

WILLIAM HOH
Total 1

GLEN G THOMPSON
Total 1

GLENN GT THOMPSON
Total 1

GLENN GT THOMPSON
Total 1

GLENN THOMPSON
Total 1

MATT GABLER
Total 1

DEM - REPRESENTATIVE IN THE GENERAL ASSE

DAN SURRA
Total 1

MAT GABLER
Total 1

MATT GABLER
MATT GABLER
MATT GABLER
MATT GABLER
MATT GABLER
MATT GABLER
MATT GABLER
MATT GABLER
MATT GABLER
MATT GABLER
MATT GABLER
MATT GABLER
MATT GABLER
MATT GABLER
MATT GABLER
Total 14

MIKE SHREFLER
Total 1

DEM - STATE COMMITTEE

MATT GABLER
Total 1

MAURUS SORG
Total 1

DEM - UNITED STATES SENATOR

JIM CHRISTIANA
Total 1

MIKE SHREFLR
Total 1

REP - CHAIRPERSON

GREG EARLE
Total 1

WRITE-IN REPORT BY PRECINCT

RUN DATE:05/17/18 12:58 PM

PRIMARY ELECTION
MAY 15, 2018
PRECINCT 20 - RIDGWAY 2ND

ELECTION ID: 18PPAELK

CONTESTS

CANDIDATES

REP - STATE COMMITTEE

GREG EARLE
GREG EARLE
GREG EARLE
Total 3

JAY NOTARIANNI
Total 1

MR. EARLE
Total 1

ROBERT MCKAY
Total 1

CONTESTS

MULTIPLE WRITE-IN PER CONTEST
CANDIDATES

DEM - PCT0020 COMMITTEE MEMBER

>JANE DOE
>MARK ARMANINI
>NONE
>PATRICIA HOH
DAN SURRA
DAVID HORN
MIKE SHREFLER
WILLIAM HOH

WRITE-IN REPORT BY PRECINCT

RUN DATE:05/17/18 12:58 PM

PRIMARY ELECTION
MAY 15, 2018
PRECINCT 21 - RIDGWAY 3RD

ELECTION ID: 18PPAELK

CONTESTS

CANDIDATES

DEM - GOVERNOR

DONALD TRUMP
Total 1

JOE SCARNATI
Total 1

LAURA ELLSWORTH
Total 1

MANGO
Total 1

SCOTT WAGNER
Total 1

DEM - LT. GOVERNOR

DONALD TRUMP
Total 1

LAURA ELLSWORTH
Total 1

DEM - PCT0021 COMMITTEE MEMBER

>JAMES MERRITT
Total 1

JANET MERRITT
Total 1

MONA KROLCZYK
Total 1

MONA KROLCZYK
MONA KROLCZYK
MONA KROLCZYK
MONA KROLCZYK
Total 4

NO ONE
Total 1

TRUMP
Total 1

DEM - REPRESENTATIVE IN CONGRESS

DONALD TRUMP
Total 1

GLENN THOMPSON
GLENN THOMPSON
Total 2

DEM - REPRESENTATIVE IN THE GENERAL ASSE

DONALD TRUMP
Total 1

GABBLER
Total 1

GABLER
Total 1

JANET MERRITT
Total 1

JAY NORTORANI

WRITE-IN REPORT BY PRECINCT

PRIMARY ELECTION
MAY 15, 2018
PRECINCT 21 - RIDGWAY 3RD

ELECTION ID: 18PPAELK

RUN DATE: 05/17/18 12:58 PM

CONTESTS

CANDIDATES
Total 1

MATT GABLER
MATT GABLER
MATT GABLER
MATT GABLER
MATT GABLER
MATT GABLER
MATT GABLER
MATT GABLER
MATT GABLER
MATT GABLER
Total 10

DEM - STATE COMMITTEE

DONALD TRUMP
Total 1

DEM - UNITED STATES SENATOR

DONALD TRUMP
Total 1

LOU BARLETTA
Total 1

REP - REPRESENTATIVE IN CONGRESS

2 FACE GRACE
Total 1

REP - STATE COMMITTEE

EARLE
Total 1

GREG EARLE
Total 1

ROSS BISH
Total 1

SAM MACDONALD
Total 1

CONTESTS

MULTIPLE WRITE-IN PER CONTEST -
CANDIDATES

DEM - PCT0021 COMMITTEE MEMBER

>JAMES MERRITT
JANET MERRITT

WRITE-IN REPORT BY PRECINCT

PRIMARY ELECTION
MAY 15, 2018
PRECINCT 22 - ST. MARYS 1ST

ELECTION ID: 18PPAELK

RUN DATE: 05/17/18 12:58 PM

CONTESTS

CANDIDATES

DEM - GOVERNOR

JOHN JOYCE
JOHN JOYCE
Total 2

SCOTT WAGNER
SCOTT WAGNER
Total 2

DEM - LT. GOVERNOR

DIANA IREY VAUGHAN
Total 1

JEFF BARTOS
Total 1

STEVE BLOOM
Total 1

DEM - PCT0022 COMMITTEE MEMBER

>FEMALE
Total 1

>ONE FEMALE
Total 1

FEMALE MALE
Total 1

MALE
Total 1

DEM - REPRESENTATIVE IN CONGRESS

GLEN THOMPSON
Total 1

MATT GABLER
Total 1

DEM - REPRESENTATIVE IN THE GENERAL ASSE

GABLER
Total 1

MATT CABLER
Total 1

MATT GABLER
MATT GABLER
MATT GABLER
MATT GABLER
MATT GABLER
MATT GABLER
MATT GABLER
MATT GABLER
MATT GABLER
Total 9 + 1 = 10

MATT GOBLER
Total 1

MATTHEW GABLER
Total 1

SHAVONNIC CORBIN
Total 1

DEM - UNITED STATES SENATOR

JIM CHRISIANA

WRITE-IN REPORT BY PRECINCT

RUN DATE: 05/17/18 12:58 PM

PRIMARY ELECTION
MAY 15, 2018
PRECINCT 22 - ST. MARYS 1ST

ELECTION ID: 18PPAELK

CONTESTS

REP - CHAIRPERSON

REP - REPRESENTATIVE IN THE GENERAL ASSE

REP - STATE COMMITTEE

CANDIDATES
Total 1

LEW BARTLETTE
Total 1

LOU BARLETTA
LOU BARLETTA
Total 2

PAT TOMEY
Total 1

CHRISTOPHER J AIELLO
Total 1

LOU RADKOWSKI
LOU RADKOWSKI
Total 2

MARK KOPP
Total 1

VICTOR STRAUB
Total 1

MATT GABLER
Total 1

GINA VROBEL
Total 1

GREG EARLE
Total 1

GREG EARL
GREG EARL
GREG EARL
Total 3

GREG EARLE
GREG EARLE
GREG EARLE
GREG EARLE
GREG EARLE
GREG EARLE
GREG EARLE
GREG EARLE
GREG EARLE
GREG EARLE
GREG EARLE
GREG EARLE
GREG EARLE
GREG EARLE
GREG EARLE
Total 14

LOU RADKOWSKI
Total 1

MARK KOPP
Total 1

MICHAEL A AIELLO

WRITE-IN REPORT BY PRECINCT

RUN DATE:05/17/18 12:58 PM

PRIMARY ELECTION
MAY 15, 2018
PRECINCT 22 - ST. MARYS 1ST

ELECTION ID: 18PPAELK

CONTESTS

CANDIDATES
Total 1

ROSE CIENCIVA
Total 1

STEPHEN BAGLEY
Total 1

CONTESTS

MULTIPLE WRITE-IN PER CONTEST -
CANDIDATES

DEM - PCT0022 COMMITTEE MEMBER

>FEMALE
>ONE FEMALE
FEMALE MALE
MALE

WRITE-IN REPORT BY PRECINCT

RUN DATE: 05/17/18 12:58 PM

PRIMARY ELECTION
MAY 15, 2018
PRECINCT 23 - ST. MARYS 2ND

ELECTION ID: 18PPAELK

CONTESTS

CANDIDATES

DEM - GOVERNOR

SCOTT R WAGNER
Total 1

DEM - PCT0023 COMMITTEE MEMBER

>SHAUN HUTCHINSON
Total 1

BOB ROBERTS
Total 1

JULIE WITTMAN
JULIE WITTMAN
Total 2

DEM - REPRESENTATIVE IN THE GENERAL ASSE

JAY NOTARIANNI
Total 1

JULIE WITTMAN
JULIE WITTMAN
Total 2

MAT GABLER
Total 1

MATT GABLER
MATT GABLER
MATT GABLER
MATT GABLER
MATT GABLER
MATT GABLER
MATT GABLER
MATT GABLER
MATT GABLER
Total 9

REP - CHAIRPERSON

LOU RAKOWSKI
Total 1

RADKOWSKI
Total 1

SEAN GABLER
Total 1

REP - LT. GOVERNOR

FETTERMAN
Total 1

REP - REPRESENTATIVE IN CONGRESS

BATMAN
Total 1

REP - REPRESENTATIVE IN THE GENERAL ASSE

THE JOKER
Total 1

REP - STATE COMMITTEE

AARON PFOTZ
Total 1

GREG EARL
GREG EARL
Total 2

MAT GOBLER

WRITE-IN REPORT BY PRECINCT

PRIMARY ELECTION
MAY 15, 2018
PRECINCT 23 - ST. MARYS 2ND

ELECTION ID: 18PPAELK

RUN DATE: 05/17/18 12:58 PM

CONTESTS

CANDIDATES
Total 1

CONTESTS

MULTIPLE WRITE-IN PER CONTEST -
CANDIDATES

DEM - PCT0023 COMMITTEE MEMBER

>SHAUN HUTCHINSON
JULIE WITTMAN

WRITE-IN REPORT BY PRECINCT

RUN DATE: 05/17/18 12:58 PM

PRIMARY ELECTION
MAY 15, 2018
PRECINCT 24 - ST. MARYS 3RD

ELECTION ID: 18PPAELK

CONTESTS

CANDIDATES

DEM - GOVERNOR	MARK JACOB Total	1
	NO Total	1
	SCOTT WAGNER SCOTT WAGNER Total	2
DEM - LT. GOVERNOR	KATHY Total	1
	NO Total	1
DEM - PCT0024 COMMITTEE MEMBER	MARCELLA SALLY GEYER Total	1
	SUSAN SMITH Total	1
DEM - REPRESENTATIVE IN CONGRESS	GLENN T THOMPSON Total	1
	GLENN THOMPSON Total	1
DEM - REPRESENTATIVE IN THE GENERAL ASSE	ANYONE BUT GABLER Total	1
	DAN SURRA Total	1
	JOE SMITH Total	1
	JOHN SMITH Total	1
	MATT GABLER MATT GABLER MATT GABLER MATT GABLER MATT GABLER MATT GABLER MATT GABLER Total	7
	MATT GARBER Total	1
	NOT MATT Total	1
DEM - UNITED STATES SENATOR	JIM CHRISTIANA Total	1
	LOU BARALETT Total	1

MATT GABLER

WRITE-IN REPORT BY PRECINCT

RUN DATE: 05/17/18 12:58 PM

PRIMARY ELECTION
MAY 15, 2018
PRECINCT 24 - ST. MARYS 3RD

ELECTION ID: 18PPAELK

CONTESTS

CANDIDATES

Total 1

NO ONE
Total 1

JOHN BUERK
Total 1

LOU RADKOWSKI
Total 1

LOU RADKOWSKI JR.
Total 1

RICHARD BROWN ESQ
Total 1

DAVE QUINN
Total 1

BECKY SORG
Total 1

CLY HORNUNG
Total 1

DANIEL STRAUB
Total 1 + 1 = 2

GREG EARLE
GREG EARLE
GREG EARLE
GREG EARLE
GREG EARLE
GREG EARLE
GREG EARLE
GREG EARLE
GREG EARLE
GREG EARLE
GREG EARLE
GREG EARLE
GREG EARLE
GREG EARLE
GREG EARLE
GREG EARLE
GREG EARLE
GREG EARLE
GREG EARLE
Total 14

GREG-EARLE
Total 1

GREGORY EARLE
GREGORY EARLE
Total 2

JOHN BUERK
Total 1

LOU RADKOWSKI
Total 1

NO ONE
Total 1

REP - CHAIRPERSON

REP - REPRESENTATIVE IN CONGRESS

REP - STATE COMMITTEE

REP - UNITED STATES SENATOR

WRITE-IN REPORT BY PRECINCT

RUN DATE:05/17/18 12:58 PM

PRIMARY ELECTION
MAY 15, 2018
PRECINCT 25 - ST. MARYS 4TH

ELECTION ID: 18PPAELK

CONTESTS	CANDIDATES
DEM - GOVERNOR	PAUL MANGO Total 1
DEM - PCT0025 COMMITTEE MEMBER	ERICA VOGT Total 1
DEM - REPRESENTATIVE IN THE GENERAL ASSE	MATT GABLER MATT GABLER MATT GABLER MATT GABLER MATT GABLER Total 6
REP - REPRESENTATIVE IN CONGRESS	MATT GOBLER Total 1
REP - STATE COMMITTEE	PEARL KIM Total 1
	GREG EARLE GREG EARLE Total 2
	GREGG EARLE Total 1
	KEN GINTHER Total 1
	LESLIE NEAL Total 1
	SALLY GEYER Total 1

WRITE-IN REPORT BY PRECINCT

RUN DATE:05/17/18 12:58 PM

PRIMARY ELECTION
MAY 15, 2018
PRECINCT 26 - ST. MARYS 5TH

ELECTION ID: 18PPAELK

CONTESTS

CANDIDATES

DEM - GOVERNOR

LAURA ELLSWORTH
LAURA ELLSWORTH
Total 2

LOUIS BARLETTA
Total 1

SCOTT WAGNER
SCOTT WAGNER
Total 2

WAGNER
Total 1

DEM - PCT0026 COMMITTEE MEMBER

RAY GORNATI
Total 1

WHO EVER
Total 1

DEM - REPRESENTATIVE IN CONGRESS

GLENN THOMPSON
Total 1

MATT GABLER
Total 1

MATT GABLER
Total 1

DEM - REPRESENTATIVE IN THE GENERAL ASSE

FRITZ LECKER
FRITZ LECKER
Total 2

MATT GABLER
MATT GABLER
MATT GABLER
MATT GABLER
MATT GABLER
MATT GABLER
MATT GABLER
MATT GABLER
MATT GABLER
MATT GABLER
MATT GABLER
MATT GABLER
MATT GABLER
MATT GABLER
MATT GABLER
MATT GABLER
MATT GABLER
MATT GABLER
MATT GABLER
Total 17

MATT GABLER
Total 1

MICKY MOUSE
Total 1

DEM - UNITED STATES SENATOR

JIM CHRISTIANA
JIM CHRISTIANA

WRITE-IN REPORT BY PRECINCT

RUN DATE:05/17/18 12:58 PM

PRIMARY ELECTION
MAY 15, 2018
PRECINCT 26 - ST. MARYS 5TH

ELECTION ID: 18PPAELK

CONTESTS

CANDIDATES
Total 2

LOU BARLETTA
Total 1

LOUIS BARLETTA
Total 1

BOOKA HANES
Total 1

CLY HORNUNG
Total 1

MATT GABLER
Total 1

DAN SURRA
Total 1

BOOKA HANES
Total 1

CLY HORNUNG
Total 1

DAVE PLOWS
Total 1

EARLE
Total 1

GREG EARLE
GREG EARLE
GREG EARLE
GREG EARLE
GREG EARLE
GREG EARLE
GREG EARLE
Total 7

SALLY GETER
Total 1

REP - CHAIRPERSON

REP - REPRESENTATIVE IN CONGRESS

REP - REPRESENTATIVE IN THE GENERAL ASSE

REP - STATE COMMITTEE

CONTESTS

CANDIDATES

DEM - GOVERNOR

LAURA ELLSWORTH
Total 1

MARK WAGNER
Total 1

DEM - LT. GOVERNOR

JEFF BARTOS
Total 1

DEM - PCT0027 COMMITTEE MEMBER

DANIEL J SORG
Total 1

J
Total 1

MARCELLER SALLY GEYER
Total 1

MATT GABLER
Total 1

DEM - REPRESENTATIVE IN CONGRESS

GLENN THOMPSON
Total 1

MATT GABLER
Total 1

DEM - REPRESENTATIVE IN THE GENERAL ASSE

MATT GABLER
MATT GABLER
MATT GABLER
MATT GABLER
MATT GABLER
MATT GABLER
MATT GABLER
MATT GABLER
MATT GABLER
MATT GABLER
MATT GABLER
MATT GABLER
MATT GABLER
MATT GABLER
MATT GABLER
MATT GABLER
MATT GABLER
MATT GABLER
MATT GABLER
Total 17

DEM - UNITED STATES SENATOR

LOU BARLETTA
Total 1

REP - CHAIRPERSON

CHARLES HARVEY
Total 1

REP - REPRESENTATIVE IN THE GENERAL ASSE

KATHY MEYER
Total 1

REP - STATE COMMITTEE

GREG EARLE
Total 1

LYLE GARNER
Total 1

SALLY GEYER

WRITE-IN REPORT BY PRECINCT

RUN DATE: 05/17/18 12:58 PM

CONTESTS

PRIMARY ELECTION
MAY 15, 2018
PRECINCT 27 - ST. MARYS 6TH

ELECTION ID: 18PPAELK

CANDIDATES
Total 1

WRITE-IN REPORT BY PRECINCT

PRIMARY ELECTION
MAY 15, 2018
PRECINCT 28 - ST. MARYS 7TH

ELECTION ID: 18PPAELK

REPORT DATE: 05/17/18 12:58 PM

CONTESTS

CANDIDATES

DEM - GOVERNOR

Paul MANGO (1)

ELLSWORTH
Total 1

NOT WOLFE
Total 1

WAGNER
Total 1

>MATTHEW G. QUESENBERRY, SR
Total 1

MOLLY L. QUESENBERRY
Total 1

NOBODY
Total 1

RICH SWIEKERT
Total 1

SCOTT
Total 1

THOMAS HEPBURN
Total 1

DEM - PCT0028 COMMITTEE MEMBER

IVAN SMITH
Total 1

MATT GABLER
Total 1

MATT GABLER
MATT GABLER
MATT GABLER
MATT GABLER
MATT GABLER
MATT GABLER
MATT GABLER
MATT GABLER
Total 8

MATT GABLOR
Total 1

MATT GAUBLE
Total 1

MATT QUESENBERRY
Total 1

MATTHEW G. QUESENBERRY, SR
Total 1

NOBODY
Total 1

PAUL J HIGGINS
Total 1

DEM - REPRESENTATIVE IN THE GENERAL ASSE

SCOTT

WRITE-IN REPORT BY PRECINCT

RUN DATE: 05/17/18 12:58 PM

PRIMARY ELECTION
MAY 15, 2018
PRECINCT 28 - ST. MARYS 7TH

ELECTION ID: 18PPAELK

CONTESTS

CANDIDATES

Total 1

THOMAS HEPBURN
Total 1

DEM - UNITED STATES SENATOR

JOE SIXPAK
Total 1

NOBODY
Total 1

REP - REPRESENTATIVE IN CONGRESS

MARCUS
Total 1

REP - REPRESENTATIVE IN THE GENERAL ASSE

MIKE CHERRY
Total 1

REP - STATE COMMITTEE

GEYER
Total 1

GREG EARL
GREG EARL
GREG EARL
Total 3

GREG EARLE
GREG EARLE
GREG EARLE
GREG EARLE
GREG EARLE
GREG EARLE
GREG EARLE
GREG EARLE
GREG EARLE
Total 9

GREG ERLE
Total 1

JENNIFER CHERRY
Total 1

CONTESTS

MULTIPLE WRITE-IN PER CONTEST

CANDIDATES

DEM - PCT0028 COMMITTEE MEMBER

>MATTHEW G. QUESENBERRY, SR
MOLLY L. QUESENBERRY

WRITE-IN REPORT BY PRECINCT

PRIMARY ELECTION
MAY 15, 2018
PRECINCT 29 - ST. MARYS 8TH

ELECTION ID: 18PPAELK

RUN DATE:05/17/18 12:58 PM

CONTESTS

CANDIDATES

DEM - GOVERNOR

MAT GABLER
Total 1

DEM - PCT0029 COMMITTEE MEMBER

MATT GABLER
Total 1

NONE
NONE
Total 2

DEM - REPRESENTATIVE IN CONGRESS

MATT GABLER
Total 1

DEM - REPRESENTATIVE IN THE GENERAL ASSE

DAN SURRA
Total 1

DAVID MARCONI
Total 1

MATT GABLER
MATT GABLER
MATT GABLER
MATT GABLER
MATT GABLER
MATT GABLER
MATT GABLER
MATT GABLER
MATT GABLER
Total 9

MATT-GABLER
Total 1

MIKE GABLER
Total 1

N
Total 1

NONE
Total 1

REP - CHAIRPERSON

GREG EARLE
GREG EARLE
Total 2

RON FILEY
Total 1

REP - STATE COMMITTEE

GREG EARL
GREG EARL
Total 2

GREG EARLE
GREG EARLE
GREG EARLE
GREG EARLE
GREG EARLE
Total 5

WRITE-IN REPORT BY PRECINCT

RUN DATE:05/17/18 12:58 PM

PRIMARY ELECTION
MAY 15, 2018
PRECINCT 29 - ST. MARYS 8TH

ELECTION ID: 18PPAELK

CONTESTS

CANDIDATES

MARK JACOB
Total 1

RON FILEY
Total 1

STEPHEN K HEZING
Total 1

REP - UNITED STATES SENATOR

BOB CASEY
Total 1

WRITE-IN REPORT BY PRECINCT

RUN DATE:05/17/18 12:58 PM

PRIMARY ELECTION
MAY 15, 2018
PRECINCT 30 - ST. MARYS 9TH

ELECTION ID: 18PPAELK

CONTESTS

CANDIDATES

DEM - GOVERNOR

Mungo ①

LAURA ELLSWORTH
Total 1

LAUREN ELLSWORTH
Total 1

RAYMOND BEIMEL
Total 1

SCOTT WAGER
Total 1

DEM - LT. GOVERNOR

MARGUERITE LUKSIC
Total 1

PEG LUKSIK
PEG LUKSIK
Total 2

DEM - PCT0030 COMMITTEE MEMBER

BURT SORG
Total 1

MARCELLA SALLY GEYER
Total 1

STEVE FRITZ
Total 1

DEM - REPRESENTATIVE IN CONGRESS

GLENN GT THOMPSON
Total 1

GLENN THOMPSON
Total 1

DEM - REPRESENTATIVE IN THE GENERAL ASSE

DAN SURRA
Total 1

JAY NOTARIANI
Total 1

JOE DAGHIR
Total 1

MATHEW GABLER
Total 1

MATT GABLER
MATT GABLER
MATT GABLER
MATT GABLER
MATT GABLER
MATT GABLER
Total 6 + 1 = 7

MATTHEW GABLER
Total 1

PHILIP HOH
Total 1

CONTESTS

CANDIDATES

DEM - STATE COMMITTEE

SEAN GABLER
Total 1

DEM - UNITED STATES SENATOR

ROBERT ORDIWAY
Total 1

DAVID MEYER
Total 1

JIM CHRISTIANA
Total 1

LOU BARLETTA
LOU BARLETTA
Total 2

REP - GOVERNOR

STEVE HERZING
Total 1

MR WOLF
Total 1

TOM WOLF
Total 1

REP - LT. GOVERNOR

TYLER HERZING
Total 1

REP - REPRESENTATIVE IN CONGRESS

ANYONE
Total 1

REP - REPRESENTATIVE IN THE GENERAL ASSE

PETE MEIER
Total 1

Fritz Lecker ①

REP - STATE COMMITTEE

DON FLEMING
Total 1

Fritz Lecker ①

EARLE
Total 1

GLEN EARLE
Total 1

GRACE JESSBERGE
Total 1

GREG EARLE
GREG EARLE
GREG EARLE
GREG EARLE
GREG EARLE
Total 5

LOU RADCOWSKI
Total 1

MARTY HAMMER
Total 1

RICHARD REUSCHER

WRITE-IN REPORT BY PRECINCT

PRIMARY ELECTION
MAY 15, 2018
PRECINCT 30 - ST. MARYS 9TH

ELECTION ID: 18PPAELK

RUN DATE: 05/17/18 12:58 PM

CONTESTS

CANDIDATES
Total 1

WAYNE A BAUER
Total 1

REP - UNITED STATES SENATOR

NONE
Total 1

SCOTT KRELLNER
Total 1

CERTIFICATION OF COMPUTATION

ELK COUNTY, RIDGWAY PA

We the undersigned, Clerks appointed to compute the votes cast at the Elections aforesaid, do hereby certify that the within statement is a correct computation of the votes returned as cast for National, State, and Local Offices in the several Election Districts of the County at the Election held on the 15th day of May, 2018.

ATTESTED: (to be signed by all the Clerks)

Kimberly Gray

Signed this 23rd day of May 2018.

Jim Albry
Lee A. Neupert
Leslie D. Deal

County Board of Elections
Of Elk County Pennsylvania

FINAL CERTIFICATION

And now, five days after the completion of the within computation of votes, no petition for a recount or recanvas has been filed in accordance with the provisions of the Election Code, or in case of petition, the revision directed by the Court of Common Pleas having been made, we certify the within return of votes cast as being true and correct.

Signed this 7th day of June 2018.

Mattew Jespersen
James C. Kemmer

County Board of Elections
Of Elk County Pennsylvania